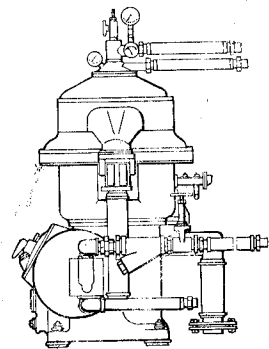


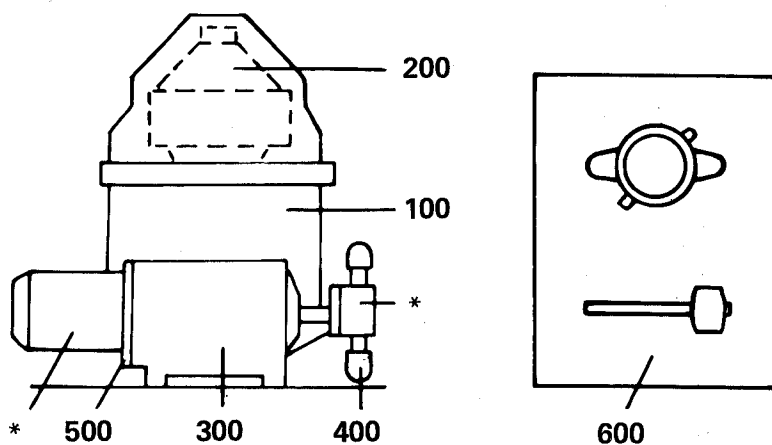
OK ALFA-LAVAL



MOPX 207SGT-10/20/30/70

RESERVDLSKATALOG
SPARE PARTS CATALOGUE
ERSATZTEILKATALOG
CATALOGUE DE PIECES DE
RECHANGE
CATALOGO DE PIEZAS DE
RECAMBIO
КАТАЛОГ ЗАПАСНЫХ ЧАСТЕЙ
CATALOGO PARTI DI
RICAMBIO
CATÁLOGO DE PEÇAS
SOBRESSALENTES
VARAOSALUETTELO

	MOPX 207SGT- 10/20/30/70	MOPX 207SGT- 10/20/30/70	MOPX 207SGT- 10/20/30/70	MOPX 207SGT- 10/20/30/70	MOPX 207SGT- 10/20/30/70
	Prod No				
	881033-01-01	881033-01-02	881033-01-03	881033-01-04	881033-01-05
Page	Machine Unit No				
100	540058-80	540058-80	540058-80	540058-80	540058-81
200	540017-80 540017-81 540017-82 540017-83	540017-84 540017-85 540017-86 540017-87	540017-84 540017-85 540017-86 540017-87	540017-84 540017-85 540017-86 540017-87	540017-84 540017-85 540017-86 540017-87
300	540225-13 540225-14 540225-15 540225-16	540225-13 540225-14 540225-15 540225-16	540225-30 540225-31 540225-32 540225-33	540225-30 540225-31 540225-32 540225-33	540225-30 540225-31 540225-32 540225-33
400	540076-80 540077-80	540076-80 540077-80	540076-80 540077-80	540077-80 542278-80	540077-80 542278-80
500	538030-87 538030-88 -	538030-87 538030-88 541430-82	538030-87 538030-88 541430-82	538030-87 538030-88 541430-82	538030-87 538030-88 541430-82
600	72685 540083-80	72685 540083-80	72685 540083-80	72685 540083-80	72685 540083-80



* Se särskild instruktion
 See separate instruction
 Siehe einzelne Gebrauchsanweisung
 Voir instruction particulière
 Ver instrucción particular

См. отдельную инструкцию
 Vedere istruzioni particolare
 Ver instrução particular
 Katso erillisiä ohjeita

Page	MOPX 207SGT- 10/20/30/70	MOPX 207SGT- 10/20/30/70	MOPX 207SGT- 10/20/30/70	MOPX 207SGT- 10G/20G	MOPX 207SGT- 10G/20G
	Prod No				
	881033-01-06	881033-02-01	881033-02-02	881033-03-01	881033-03-02
	Machine Unit No				
100	540058-84	540058-80	540058-80	540058-80	540058-80
200	540017-87 540017-88	524358-77 524358-78 524358-79 524359-84	524358-77 524358-78 524358-79 524359-84	525519-86 525519-87	525519-86 525519-87
300	540225-30 540225-31 540225-32 540225-33	540225-13 540225-14 540225-15 540225-16	540225-13 540225-14 540225-15 540225-16	540225-24	540225-27 540225-28
400	540077-80 542278-80	540076-80 540077-80	540077-80 542278-80	540076-80 540077-80	540076-80 540077-80
500	538030-87 538030-88 541430-82	538030-87 538030-88 541430-82	538030-87 538030-88 541430-82	538030-87 538030-88	538030-87 538030-88
600	72685 540083-80	72685 540083-80	72685 540083-80	72685 540083-80	72685 540083-80

Page	MOPX 207SGT- 10G/20G	MOPX 207SGT- 10G/20G			
	Prod No				
	881033-03-03	881033-03-04			
	Machine Unit No				
100	540058-80	540058-84			
200	525519-86 525519-87	525519-86 525519-87			
300	540225-27 540225-28	540225-27 540225-28			
400	540077-80 542278-80	540077-80 542278-80			
500	538030-87 538030-88	538030-87 538030-88			
600	72685 540083-80	72685 540083-80			

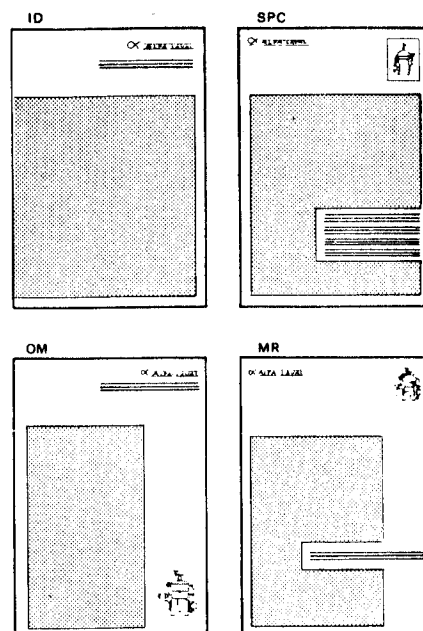
Vid beställning av publikationer ange:
publikationsbeteckning, maskintyp, tillverknings-
nummer och spec. nr. eller prod. nr.

When ordering publications, please, state:
Denomination of the publication, machine type,
manufacturing No., and specification- or product No.

Bei Druckschriftbestellung anzugeben:
Bezeichnung der Druckschrift, Maschinentyp,
Herstellungs-Nr. und Spez.-Nr. bzw. Prod.Nr.

Lors de commande des publications veuillez indiquer:
Dénomination de la publication, Type de machine,
Numéro de fabrication et Numéro de la spécification
ou Numéro de production.

Al cursar pedidos de publicaciones sírvanse indicar:
designación de la publicación, tipo de máquina,
número de fabricación y n^o. de especific. ó n^o. de prod.



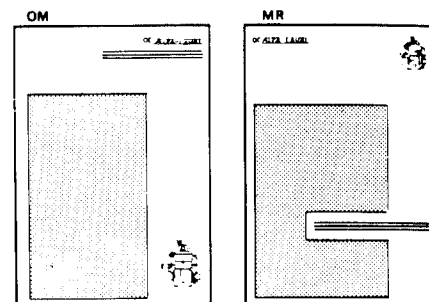
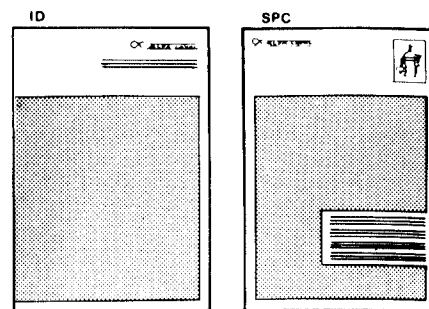
Publikation	Innehåll	Avsedd för
ID Installationsdata	Installation, måttuppgifter, tekniska data	Projektingenjörer. Konstruktörer. Installatörer, Driftingenjörer
OM Driftsinstruktion	Körning och daglig skötsel	Maskinskötare
SPC Reservdelskatalog	Illustrerad reservdelsförteckning	Servicepersonal. Inköp
MR Underhållsbok	Översynsschema, demontering, montering, inställningsmått, reparation	Servicepersonal
Manual	Contents	Intended for
ID Installation, Data	Installation, measurements, technical data	Project engineers. Design engineers. Fitters, Production engineers
OM Operator' s Manual	Operation and daily maintenance	Machine operator
SPC Spare Parts Catalogue	Spare parts lists	Service personnel. Purchasing dept.
MR Maintenance	Maintenance schedule, disassembly, assembly, adjusting measurements, repair	Service personnel
Druckschrift	Inhalt	Beabsichtigt für
ID Installationsdaten	Installation, Massangaben, technische Daten	Planungsingenieure. Konstrukteure. Installateure. Betriebsingenieure
OM Betriebsanleitung	Betrieb, tägliche Wartung	Bedienungspersonal
SPC Ersatzteilkatalog	Ersatzteilverzeichnis	Wartungspersonal. Einkäufer
MR Wartung	Wartungsschema, Zerlegung, Zusammenbau, Einstellungsmasse, Instandsetzung	Wartungspersonal
Publication	Contenu	Destiné aux
ID Particularités de l'installation	Installation, mesures, particularités techniques	Ingénieurs projecteurs. Constructeurs. Installateurs. Ingénieurs de production
OM Guide d'utilisation	Utilisation et entretien quotidien	Utilisateurs des machines.
SPC Liste de pièces de rechange	Listes de pièces de rechange	Personnel d'entretien. Service d'achats
MR Guide d'entretien.	Planning de revision, démontage, assemblage, mesures de réglage, reparation	Personnel d'entretien
Publicacion	Contenido	Prevista para
ID Datos para instalación	Instalación, dimensiones, características técnicas	Ingenieros y proyectistas. Instaladores. Ingenieros de servicio
OM Instrucciones de funcionamiento	Funcionamiento y mantenimiento diario	Operarios de las máquinas
SPC Catálogo de piezas de recambio	Lista de piezas de recambio ilustrada	Personal de servicio. Sección de compras
MR Mantenimiento	Esquema de supervisión, desmontaje, montaje, dimensiones de ajuste, reparación	Personal de servicio

При заказе инструкции следует указать:
название инструкции, тип машины, заводской номер и номер спецификации или производственный номер.

All'ordinazione delle pubblicazioni, si prega di indicare:
nome della pubblicazione, tipo di macchina, numero di fabbricazione e numero di specifica o numero di produzione.

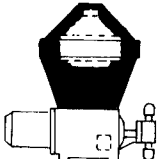
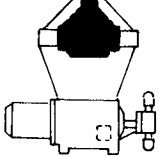
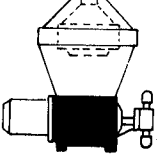
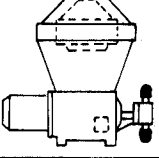
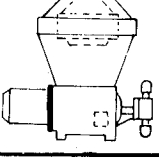

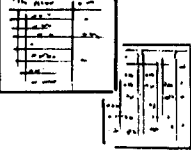
Ao encomendar folhetos queira indicar:
a denominação da publicação, tipo de máquina, número de fabrico e número de especificação ou número de produção.


Julkaisuja tilatessasi ilmoita:
julkaisun nimitys, konetyyppi, valmistusnumero ja erittelynumero tai tuotenumero.



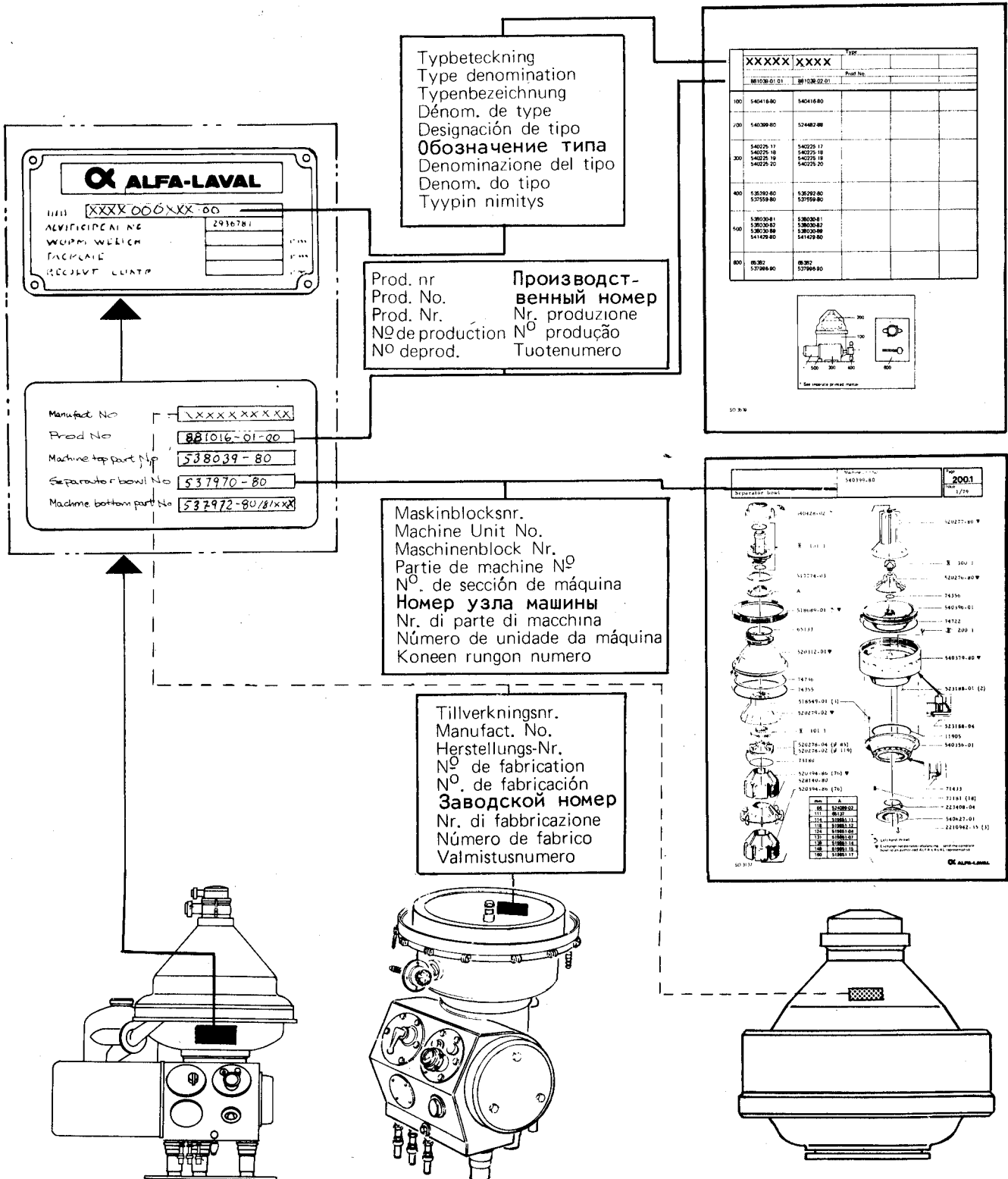
Инструкция	Содержание	Предназначена для:
ID Данные по монтажу	Монтаж, измерения, тех. данные	Инж.-проектировщиков, конструкторов, наладчиков, инж.-технологов
OM Инструкции для оператора	Обслуживание и ежедневный уход	Операторов
SPC Каталог запасных частей	Перечни запчастей	Обслуживающего персонала, отдела закупок
MR уход	График ухода, демонтаж, сборка, регулировочные измерения, ремонт	Обслуживающего персонала
Publicazione	Contenuto	Ad uso di
ID Dati di installazione	Installazione, misure, dati tecnici	Tecnici progettisti e costruttori, montatori, tecnici di servizio
OM Istruzioni d'impiego	Impiego e manutenzione giornaliera	Operatori macchina
SPC Catalogo parti di ricambio	Elenchi parti di ricambio	Personale di manutenzione. Ufficio acquisti
MR Manutenzione	Schema di revisione, smontaggio, montaggio, dati di registrazione, riparazione	Personale di manutenzione
Publicação	Conteúdo	Destinada a
ID Dados da instalação	Instalação, medidas, dados técnicos	Engenheiros de projectos. Construtores. Instaladores. Engenheiros de serviço
OM Instruções sobre o funcionamento	Funcionamento e cuidados cotidianos	Operador de máquinas
SPC Catálogo de peças sobressalentes	Lista ilustrada de peças sobressalentes	Pessoal de assistência. Secção de compras.
MR Manutenção	Esquema de revisão, desmontagem, montagem, medidas de ajuste, reparações	Pessoal de assistência
Julkaisu	Sisältö	Tarkoitettu
ID Asennusarvot	Asennus, mittatiedot, tekniset tiedot	Projekti-insinööreille. Suunnittelijoille. Asentajille. Käyttöinsinööreille.
OM Käyttöohjeet	Ajo ja päivittäinen huolto	Koneenhoitajille.
SPC Varaosaluettelo	Kuvitettu varaosaluettelo	Huoltohenkilökunnalle. Sisäänostajille.
MR Huoltokirja	Huoltokaavio, purku, kasaaminen, säätömitat, korjaaminen	Huoltohenkilökunnalle

REGISTER
INDEX
INDICE
ИНДЕКС
ÍNDICE
HAKEMISTO

	100
	200
	300
	400
	500
	600
	700



NYCKEL TILL RÄTT RESERVDELSNUMMER
KEY TO CORRECT SPARE PART NUMBER
SCHLÜSSEL ZUR RICHTIGEN ERSATZTEILNUMMER
CLE POUR LES NUMEROS DE PIECES CORRECTS
CLAVE PARA LAS NUMEROS DE PIEZA CORRECTOS
КЛЮЧ К ПРАВИЛЬНОМУ НОМЕРУ ДЕТАЛИ
CHIAVE PER IDENTIFICARE IL NUMERO CORRETTO DELLE PARTI
CHAVE PARA OS NÚMEROS CORRECTOS DAS PEÇAS
AVAIN OIKEAAN VARAOSANUMEROON



- Beställ ur den katalog som upptar samma maskintyp, prod.nr. och maskinblocksnummer som maskinskylten.

Uppge alltid: reservdelsnummer, maskintyp, maskinblocksnummer och tillverkningsnummer.

Om tillverkningsnumret på kulan och typskylten är olika måste båda anges.

- Always order from the catalogue having on its title page the type denomination, prod.No. and machine unit No. appearing from the name plate.

Always give part No. as well as type denomination, machine unit No. and manufacturing No. of the machine.

If the manufacturing Nos. on bowl and name plate are not identical, give both.

- Immer aus dem Katalog bestellen, dessen Titelseite die gleiche Typenbezeichnung, Prod.Nr. und Maschinenblock-Nr. aufweist, wie das Typenschild der Maschine.

Immer Teilnummer sowie die Typenbezeichnung, Maschinenblock-Nr. und Herstellungs-Nr. der Maschine angeben.

Wenn Trommel und Typenschild unterschiedliche Herstellungsnummern aufweisen, sind beide anzugeben.

- Lors de commande de pièces de rechange, toujours utiliser le manuel qui indique la même dénomination de type, le même numéro de production, et le même numéro de partie de machine que la plaque d'identification de la machine.

Toujours indiquer la dénomination de type, le numéro de pièce, le numéro de partie de machine, et le numéro de fabrication.

Si les numéros de fabrication du bol et de la machine different il faut indiquer les deux.

- Al cursar los pedidos, emplear siempre el catálogo que indique el mismo tipo de máquina, nº. de producto y nº. de sección de máquina que el rótulo de la máquina.

Indicar siempre: número de pieza de recambio, tipo de máquina, número de sección de máquina, y número de fabricación.

Si el número de fabricación del rotor y el rótulo del tipo son distintos, deberán indicarse los dos.

- Всегда следует заказывать по каталогу, на титульной странице которого указывается обозначение типа, производственный номер и номер узла машины согласно фирменному щитку.

Наряду с типом следует всегда указывать номер детали, номер узла машины и производственный номер машины.

Если производственные номера на барабана и фирменном щитке не совпадают, то следует указать оба.

- Per l'ordinazione di ricambi, utilizzare sempre il catalogo indicante la stessa denominazione del tipo, lo stesso numero di produzione, e lo stesso numero di parte di macchina che figurano sulla targhetta d'identificazione della macchina.

Indicare sempre il numero categorico del pezzo, la denominazione del tipo, il numero della parte di macchina, ed il numero di fabbricazione.

Se i numeri di fabbricazione del tamburo e della macchina differiscono, occorre indicare entrambi.

- Ao executar uma encomenda fazê-lo sempre por um catálogo que indique a mesma designação de tipo, mesmo número de produção e mesmo número de unidade de máquina que os da chapinha de identificação da máquina.

Queira indicar sempre: o número da peça sobressalente, tipo de máquina, número de unidade da máquina e número de fabrico.

Se os números de fabrico da cuba e da chapinha forem diferentes, queira indicar os dois.

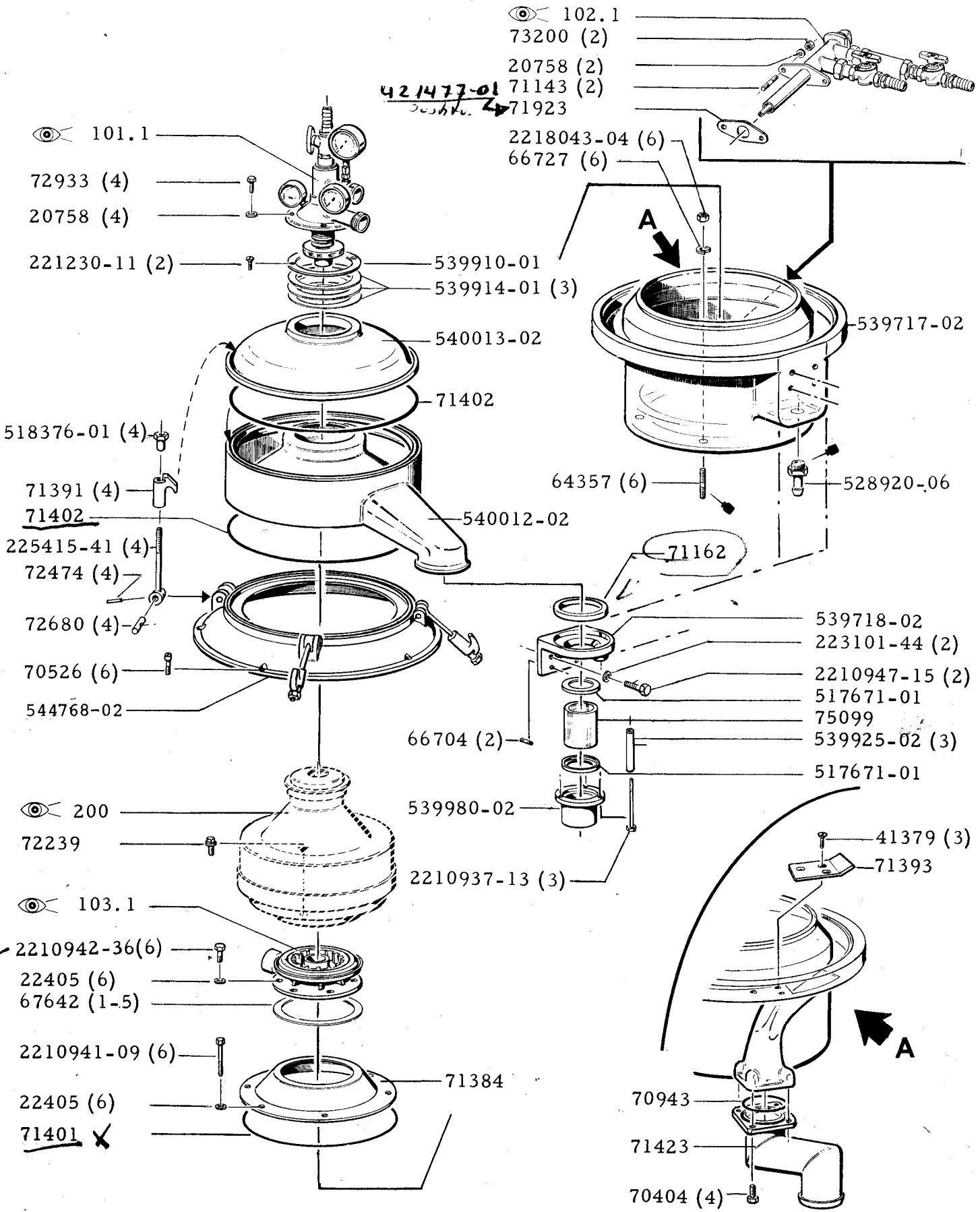
- Tilaa siitä luettelosta, jonka kannessa mainitut konetyyppi, tuotenumero ja koneen rungon numero ovat samat kuin koneen kilvessä.

Ilmoita aina: varaosanumero, konetyyppi, koneen rungon numero ja valmistusnumero.

Jos kuulan ja tyyppikilven valmistusnumerot eroavat toisistaan, on kumpikin ilmoitettava.

Description Machine top part	Machine Unit No 540058-80/81/84
---------------------------------	------------------------------------

Page 100.1 Date 84-04



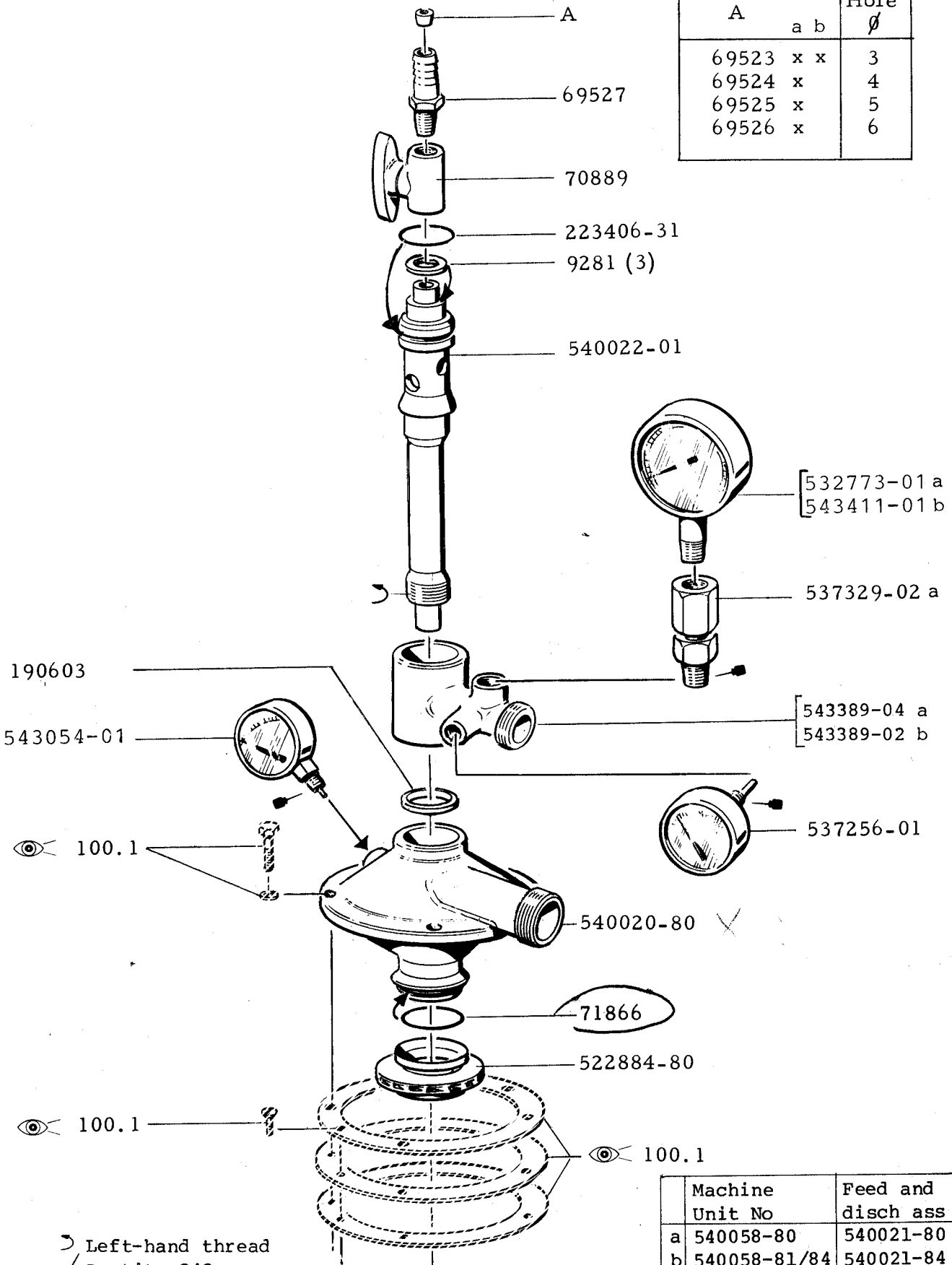
Loctite 270

Description
 Feed and discharge
 assembly 540021-80/84

Machine Unit No
 540058-80/81/84

Page
101.1
 Date
 84-04

A	a	b	Hole ∅
69523	x	x	3
69524	x		4
69525	x		5
69526	x		6



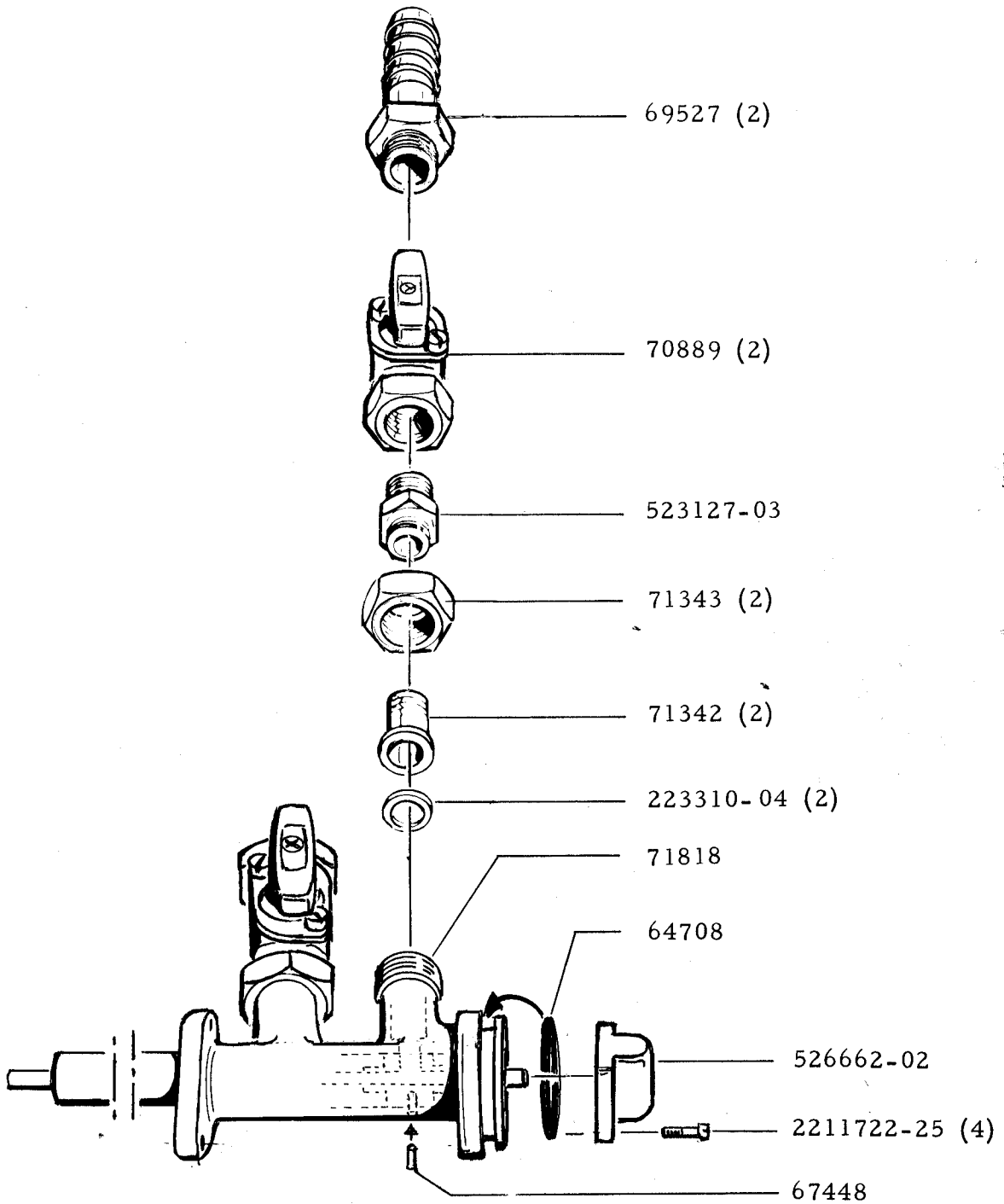
Left-hand thread
 Loctite 242

	Machine Unit No	Feed and disch ass
a	540058-80	540021-80
b	540058-81/84	540021-84

Description
Operating device
539137-82

Machine Unit No
540058-80/81/84

Page
102.1
Date
84-04



Description

Paring disc device
71354

Machine Unit No

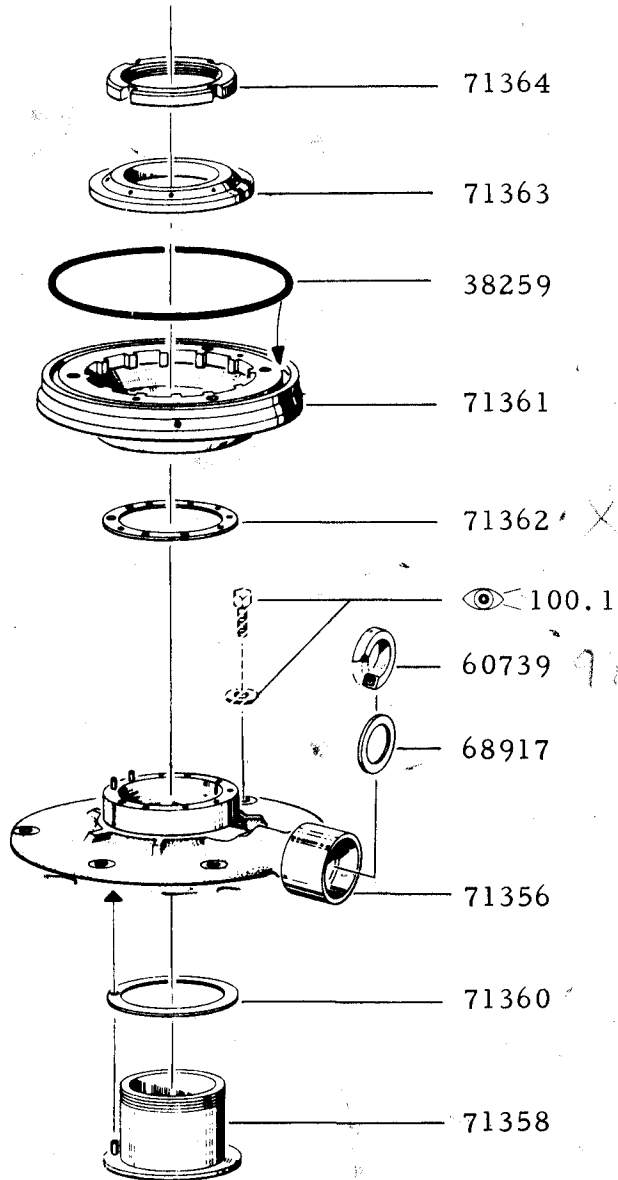
540058-80/81/84

Page

103.1

Date

84-04



Description

Separator bowl

Machine Unit No

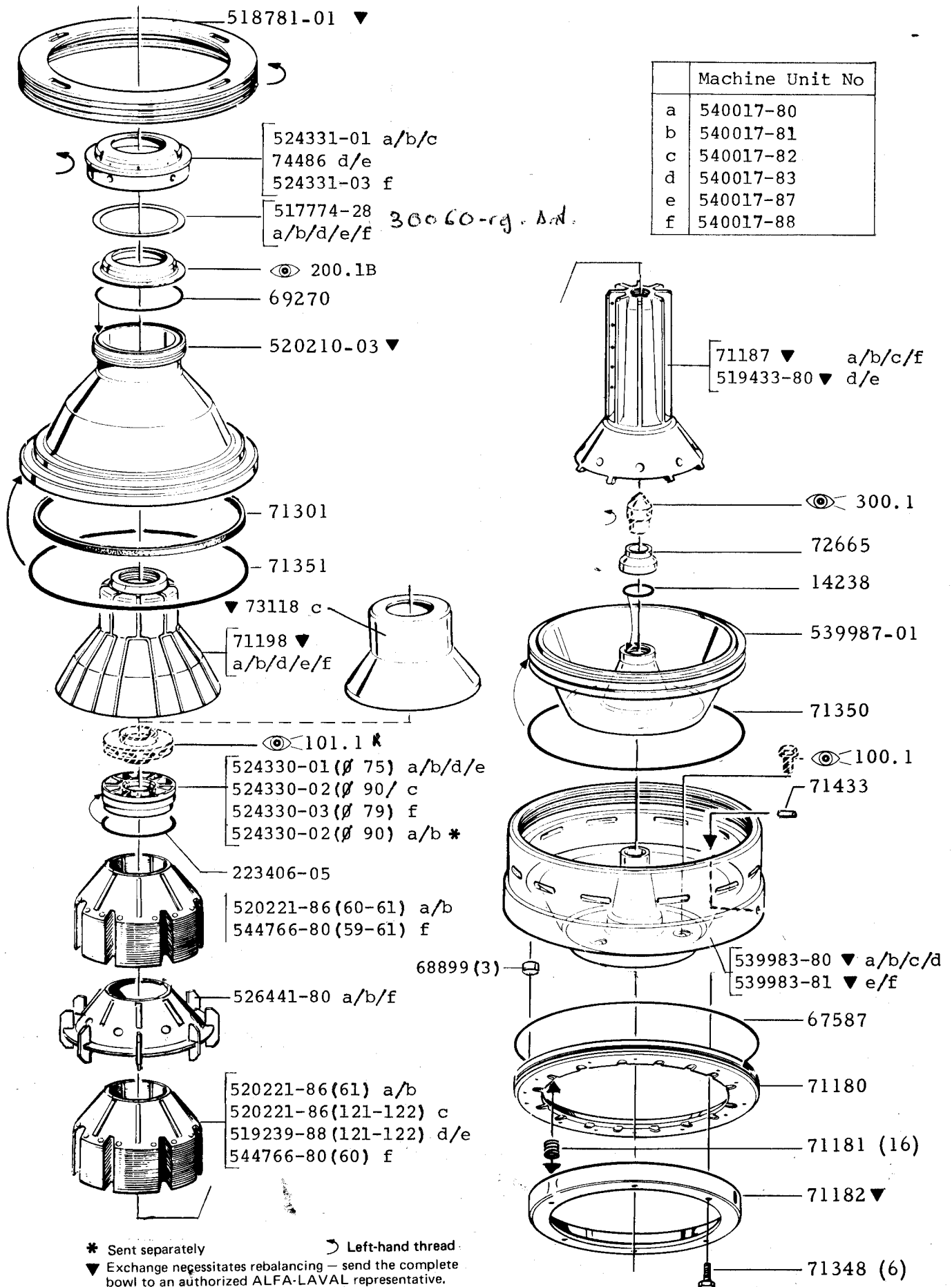
540017-80/81/82/83/87/88

Page

200.1A

Date

84-04



* Sent separately

↻ Left-hand thread

▼ Exchange necessitates rebalancing - send the complete bowl to an authorized ALFA-LAVAL representative.

Description

Separator bowl

Machine Unit No

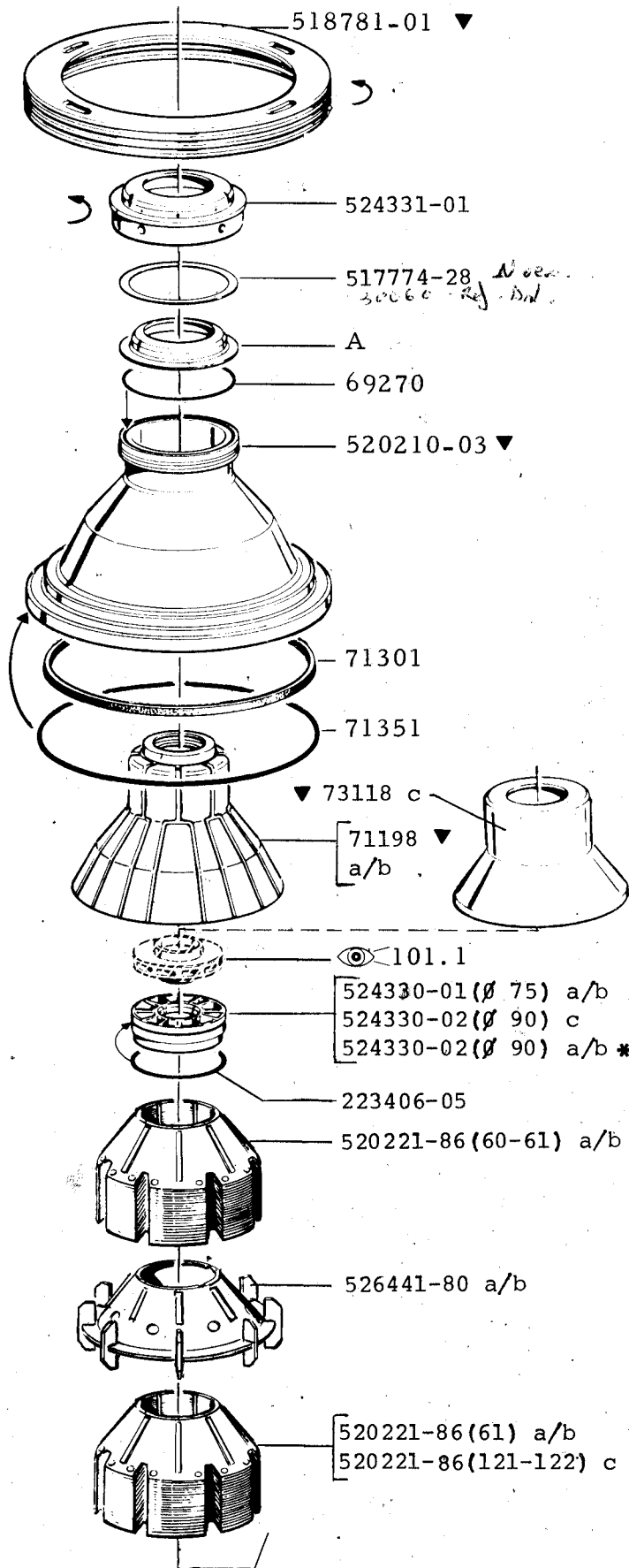
540017-84/85/86

Page

200.2

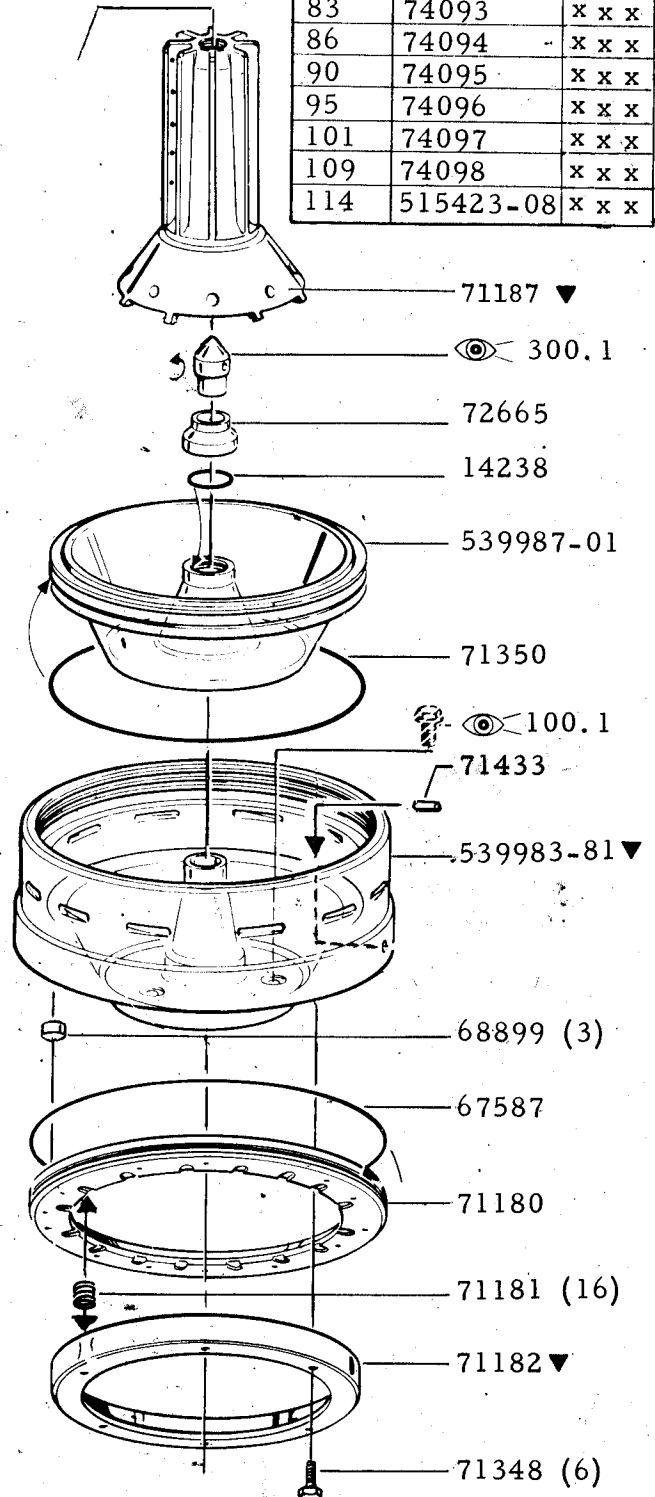
Date

84-04



	Machine Unit No
a	540017-84
b	540017-85
c	540017-86

mm	A	a b c
67.5	515423-05	x x x
83	74093	x x x
86	74094	x x x
90	74095	x x x
95	74096	x x x
101	74097	x x x
109	74098	x x x
114	515423-08	x x x



* Sent separately

Left-hand thread

Exchange necessitates rebalancing — send the complete bowl to an authorized ALFA-LAVAL representative.

Description

Separator bowl

Machine Unit No

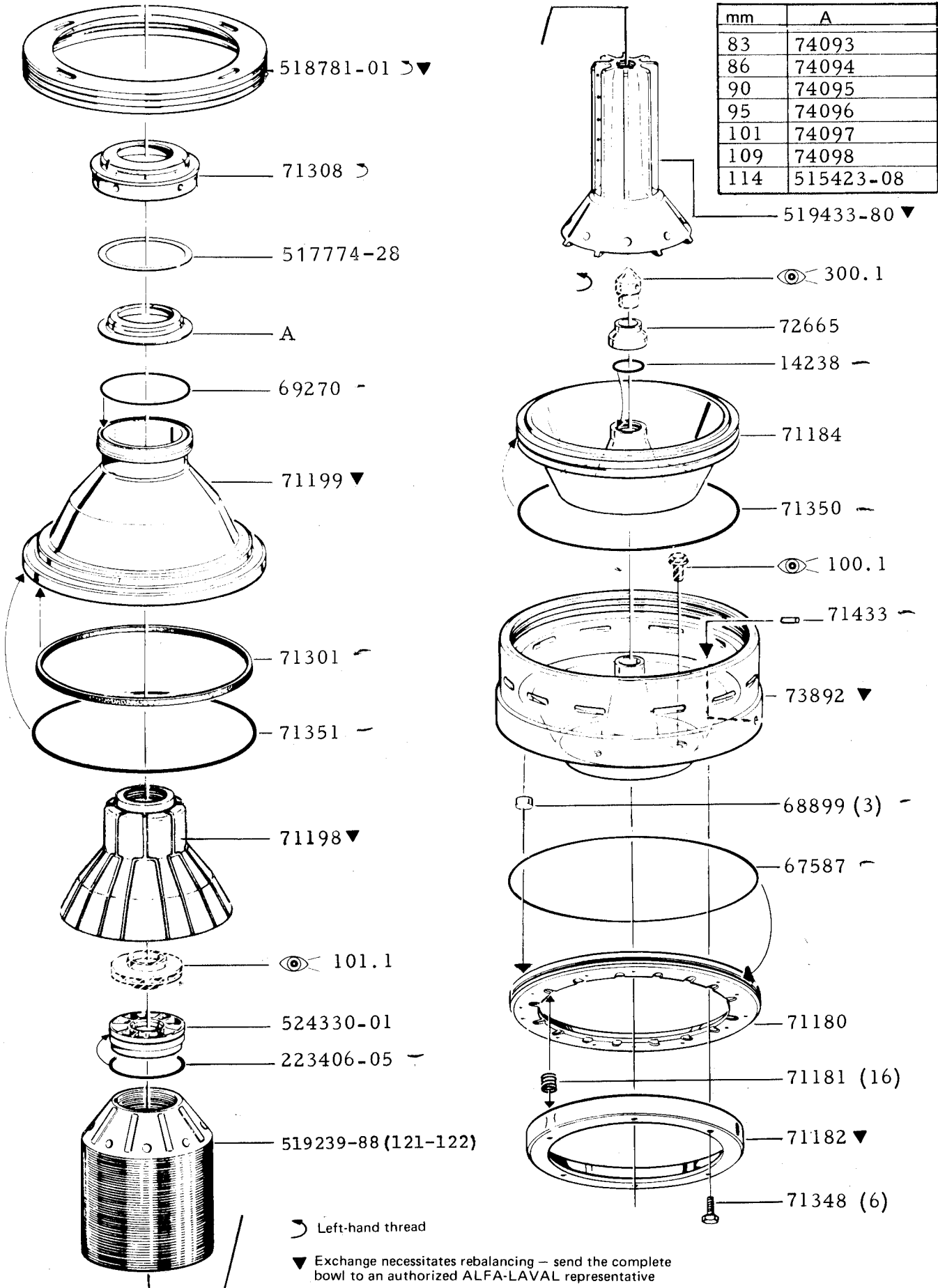
524359-84

Page

200.3

Date

84-04



Description

Separator bowl

Machine Unit No

524358-77/78/79

Page

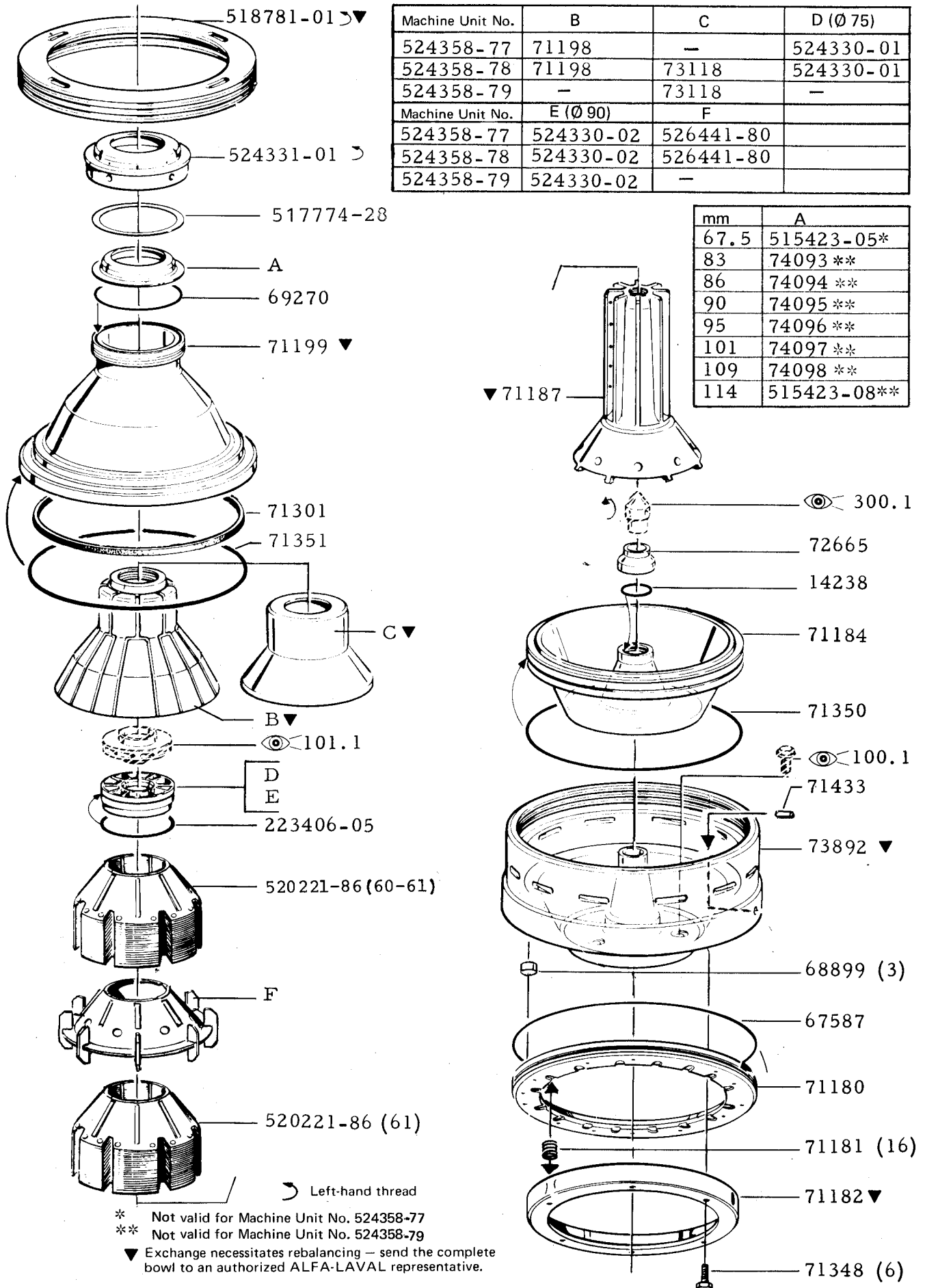
200.4

Date

84-04

Machine Unit No.	B	C	D (Ø 75)
524358-77	71198	—	524330-01
524358-78	71198	73118	524330-01
524358-79	—	73118	—
Machine Unit No.	E (Ø 90)	F	
524358-77	524330-02	526441-80	
524358-78	524330-02	526441-80	
524358-79	524330-02	—	

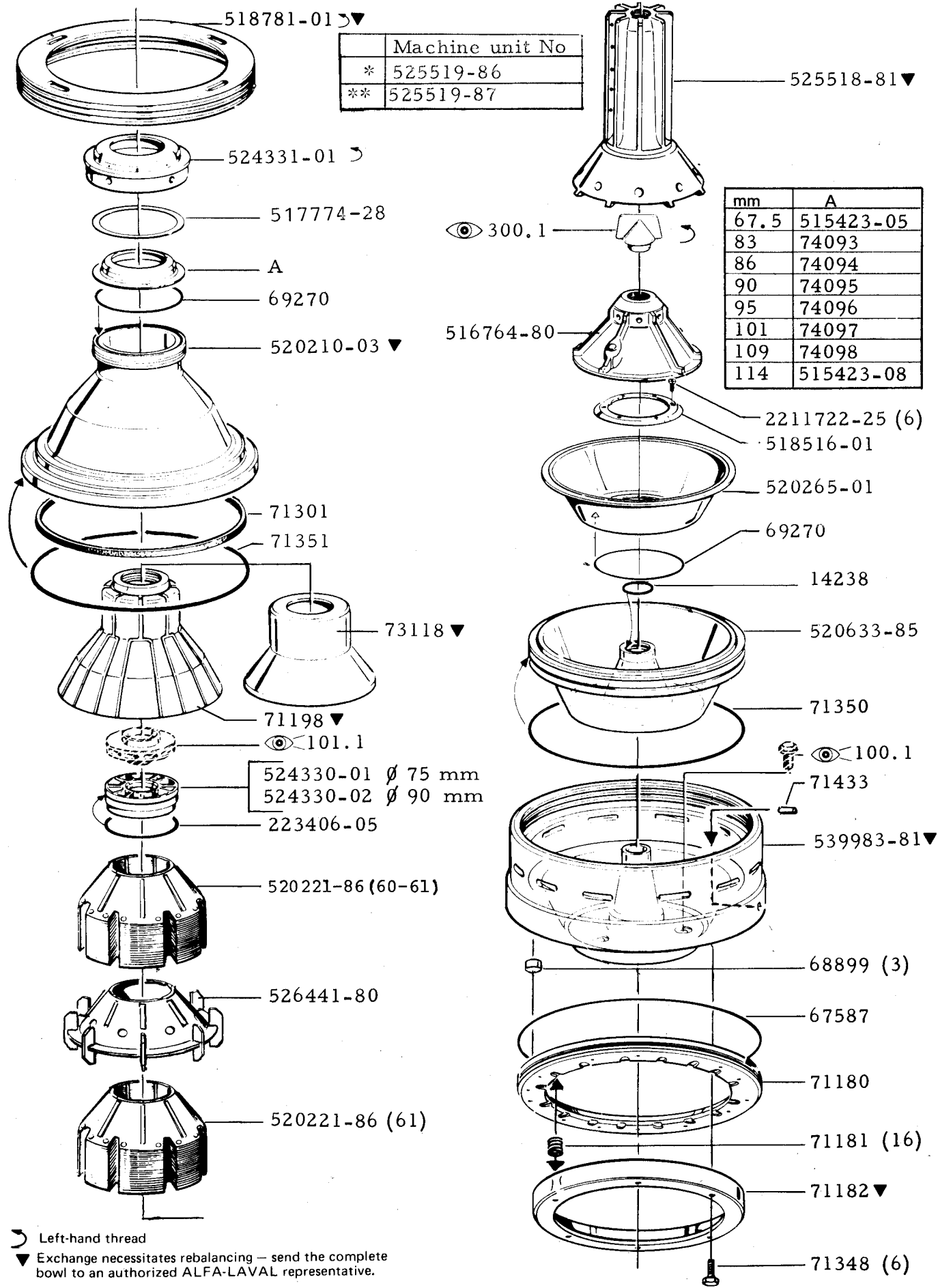
mm	A
67.5	515423-05*
83	74093 **
86	74094 **
90	74095 **
95	74096 **
101	74097 **
109	74098 **
114	515423-08**



Description
Separator bowl

Machine Unit No
 525519-86/87

Page
200.5
 Date
 84-04



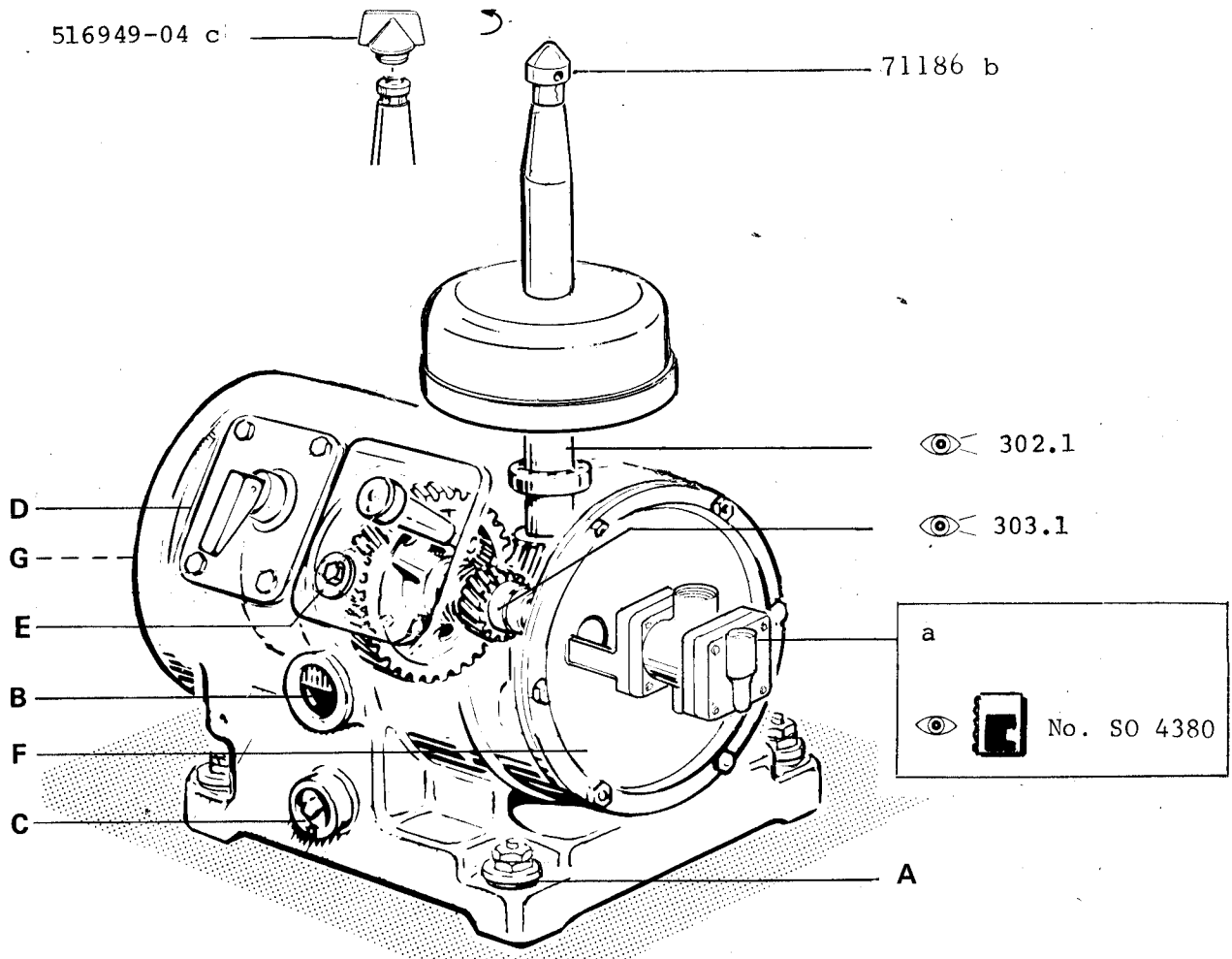
↺ Left-hand thread
 ▼ Exchange necessitates rebalancing — send the complete bowl to an authorized ALFA-LAVAL representative.

Description
Machine bottom part

Machine Unit No
540225-13/14/15/16/24/27/28/
30/31/32/33

Page
300.1
Date
84-04

Machine Unit No	Hz
540225-13	50
540225-14	60
540225-15	50
540225-16	60
540225-24	50
540225-27	50
540225-28	50
540225-30	50
540225-31	60
540225-32	50
540225-33	60



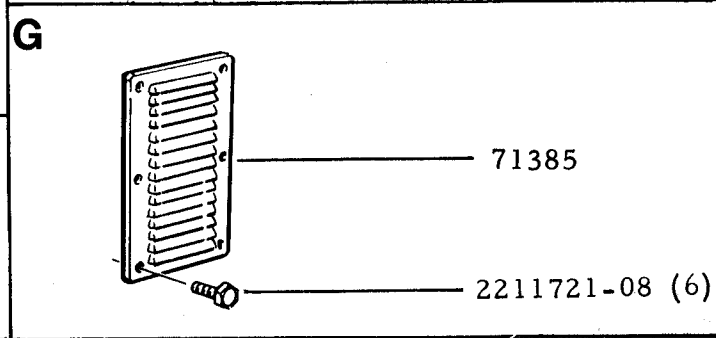
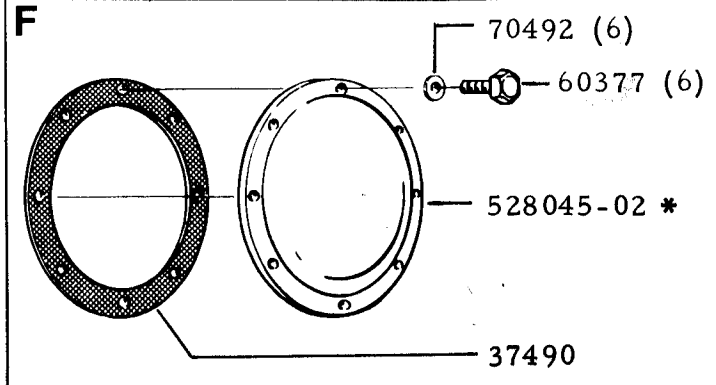
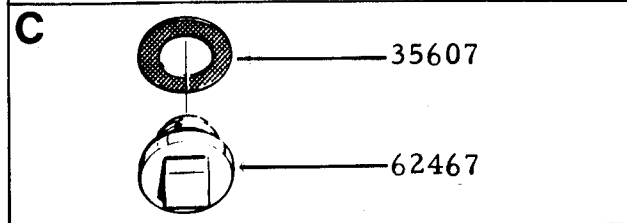
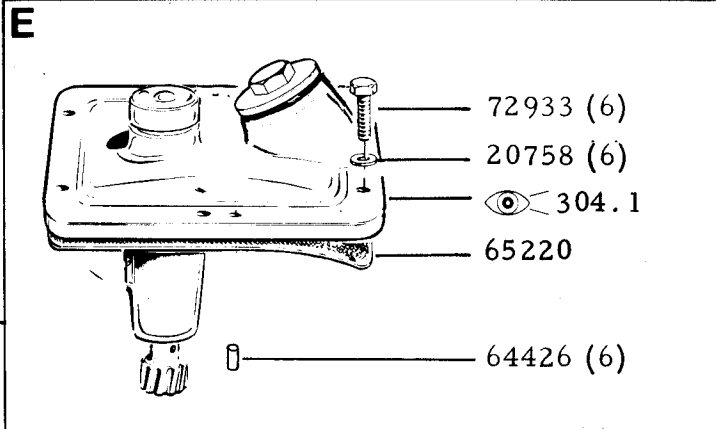
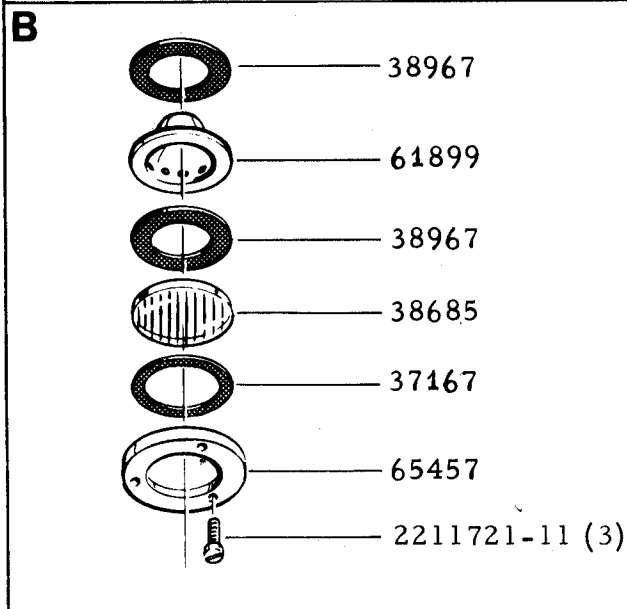
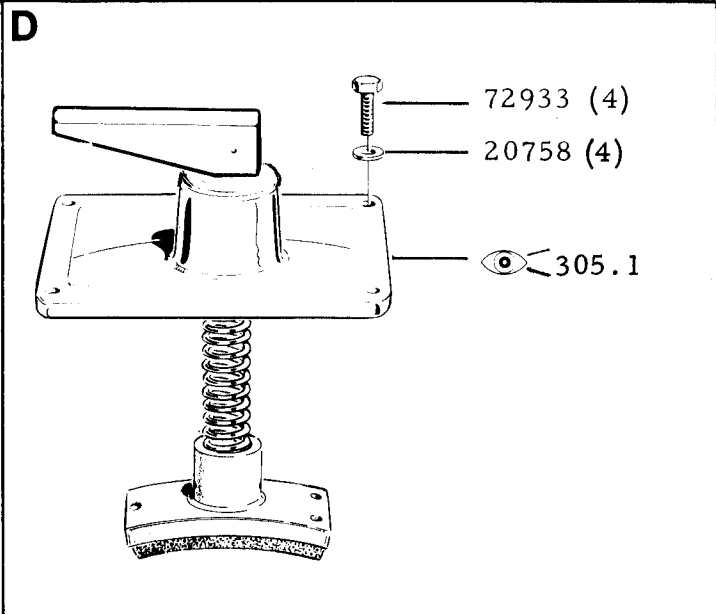
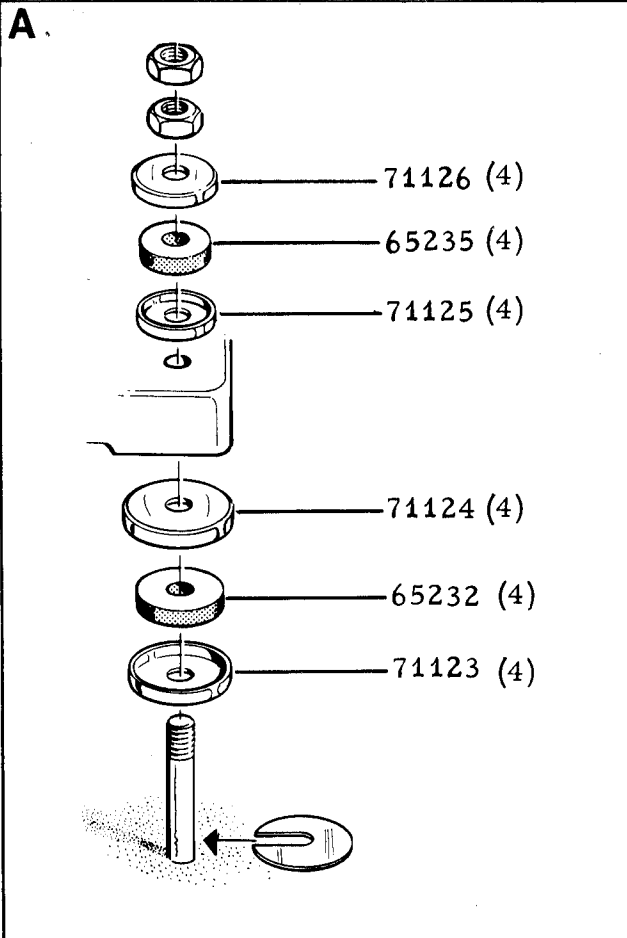
A,B,C,D,E,F,G 301.1
 Left-hand thread
 Epoxy lacquer 518859-83

Machine Unit No.	
a	540225-15/16/24/27/32/33
b	540225-13/14/15/16/30/31/32/33
c	540225-24/27/28

Description
 Frame parts

Machine Unit No
 540225-13/14/15/16/24/27/28/
 30/31/32/33

Page
301.1
 Date
 84-04



* Machine Unit Nos. 540225-13/14/
 28/30/31

Description

Driving device, vertical
539908-80/81

Machine Unit No

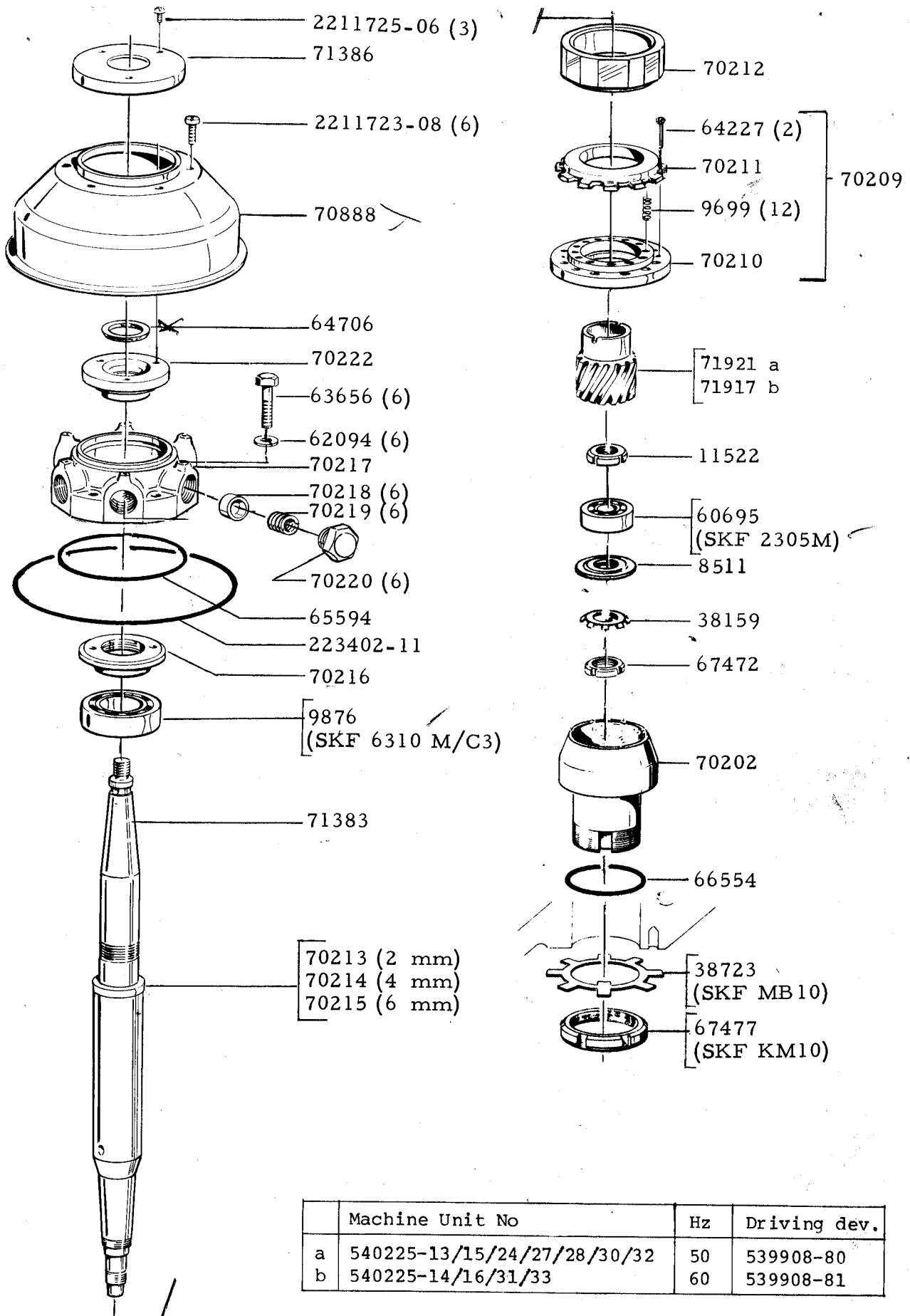
540225-13/14/15/16/24/27/28/
30/31/32/33

Page

302.1

Date

84-04



	Machine Unit No	Hz	Driving dev.
a	540225-13/15/24/27/28/30/32	50	539908-80
b	540225-14/16/31/33	60	539908-81

Description

Driving device, horizontal
538011-86/87/96/97

Machine Unit No

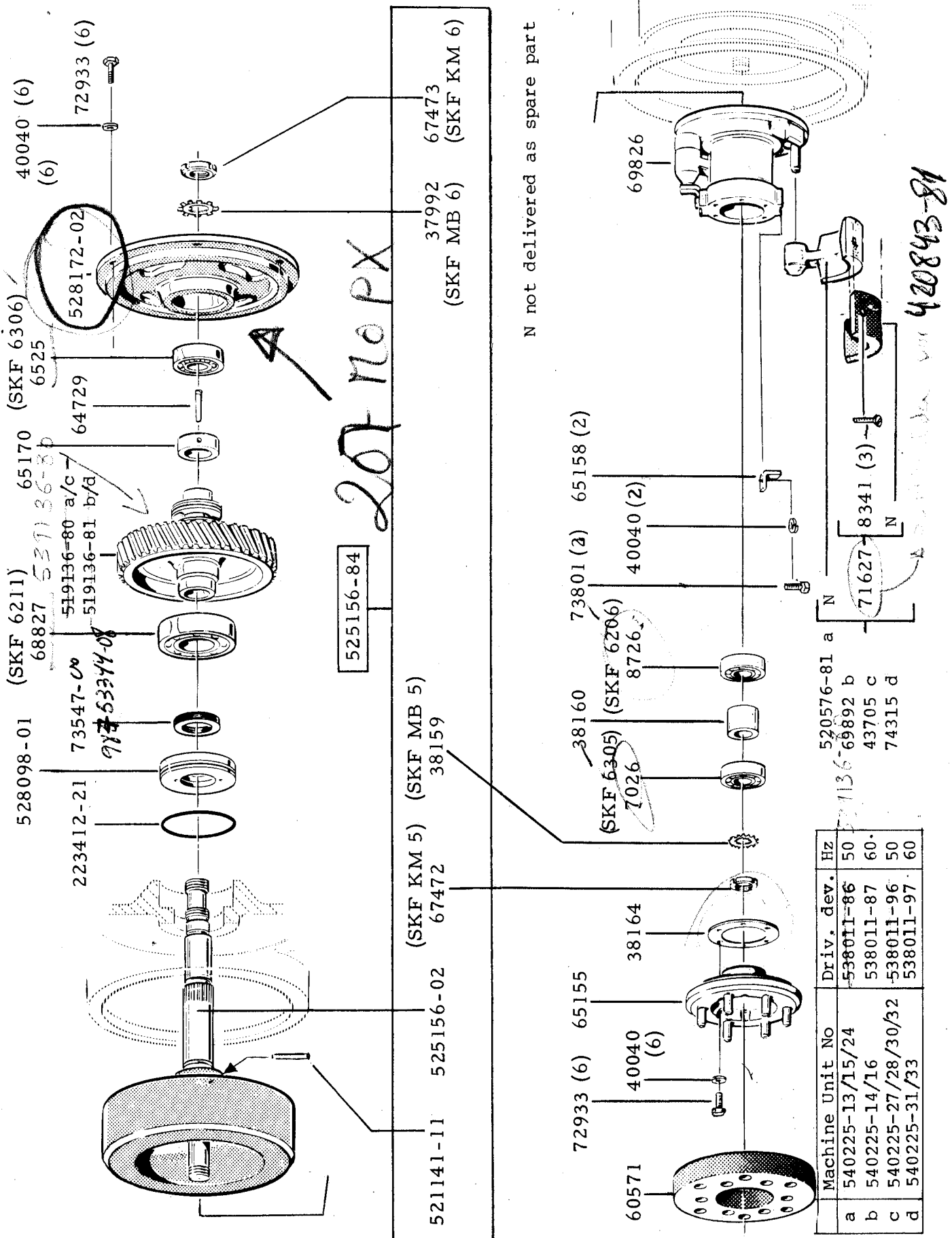
540225-13/14/15/16/24/27/28/
30/31/32/33

Page

303.1

Date

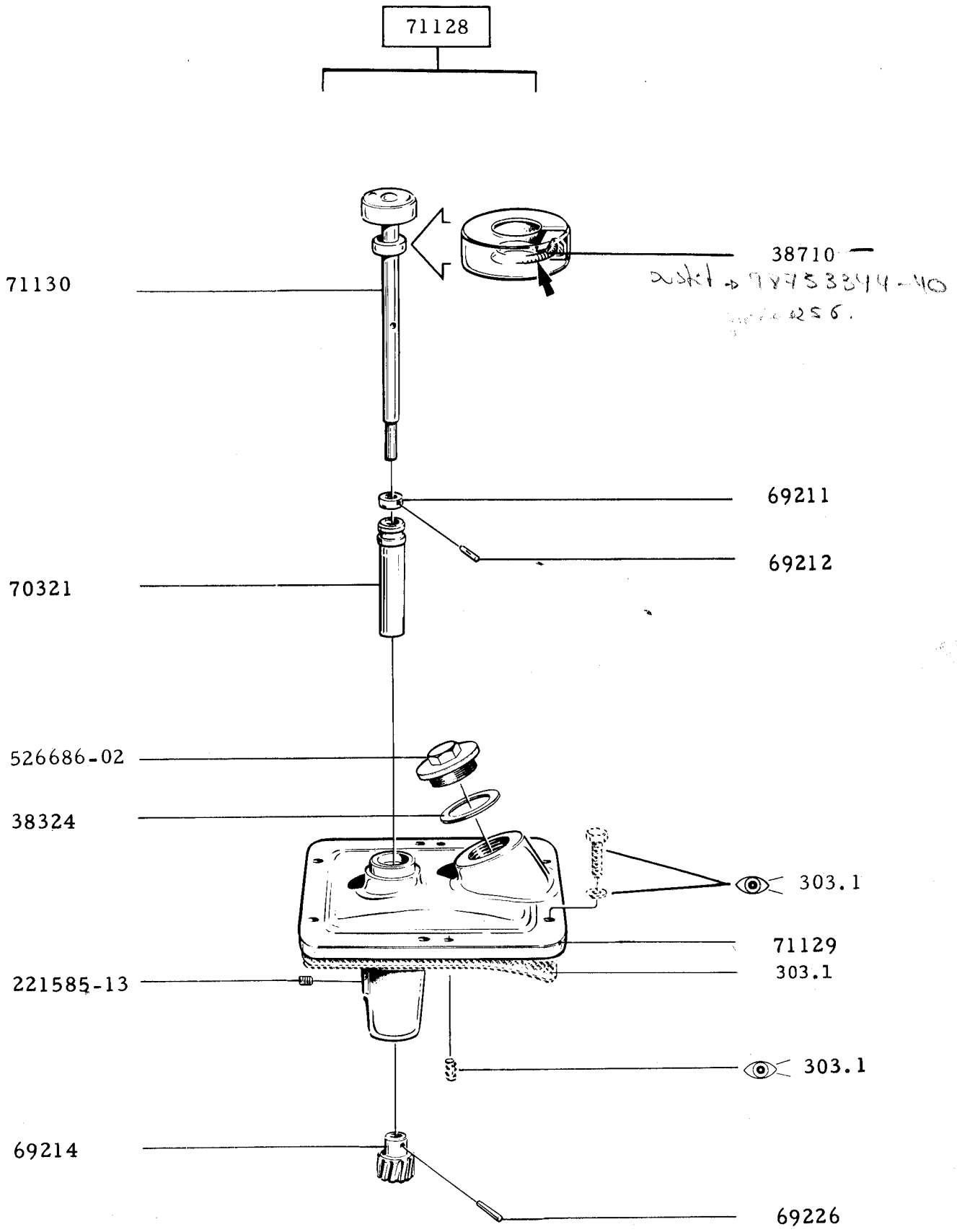
84-04



Description
Revolution counter

Machine Unit No
540225-13/14/15/16/24/27/
30/31/32/33

Page
304.1
Date
84-04



Description

Brake

Machine Unit No

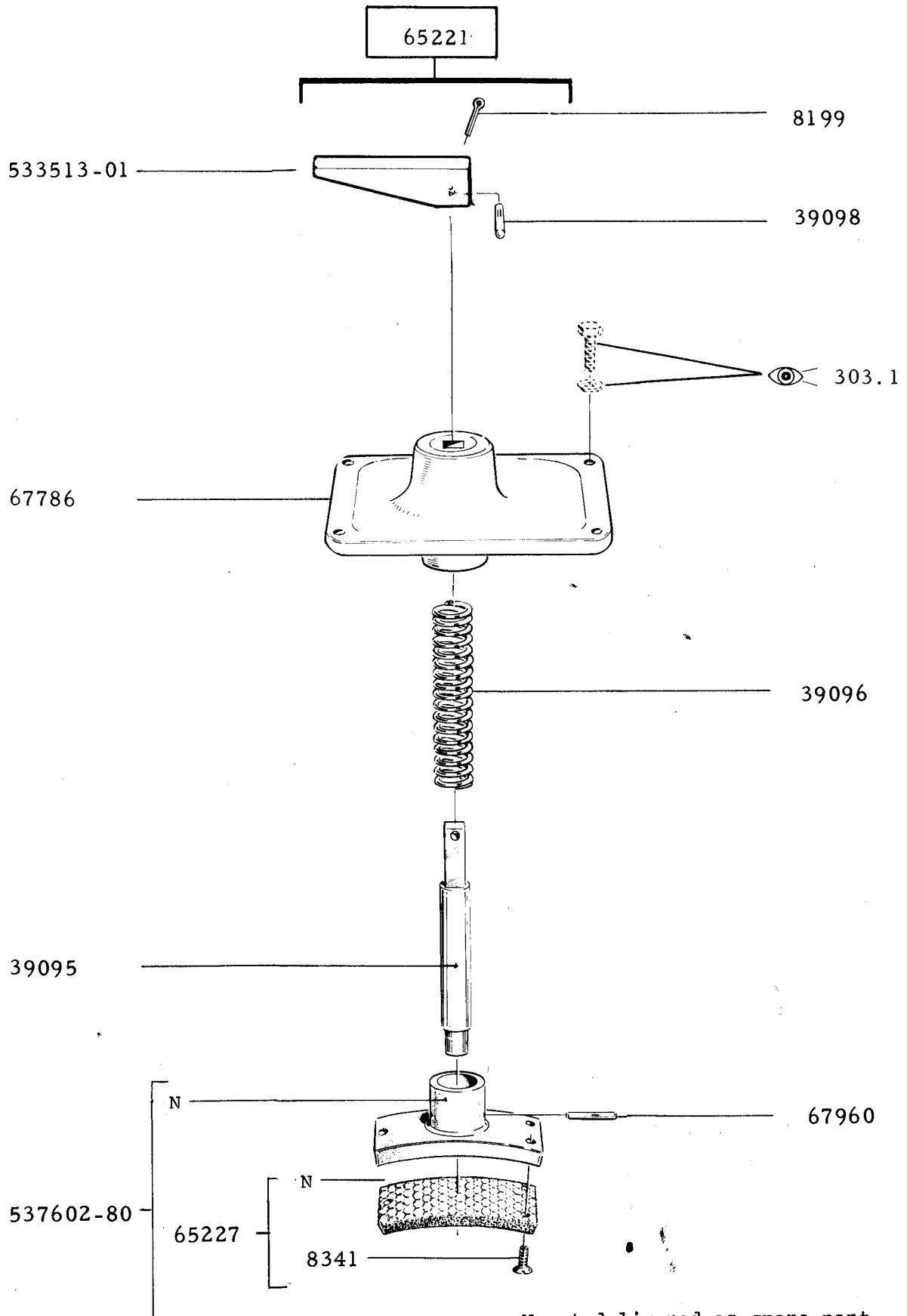
540225-13/14/15/16/24/27/
30/31/32/33

Page

305.1

Date

84-04



N not delivered as spare part

Description

Set of fittings

Machine Unit No

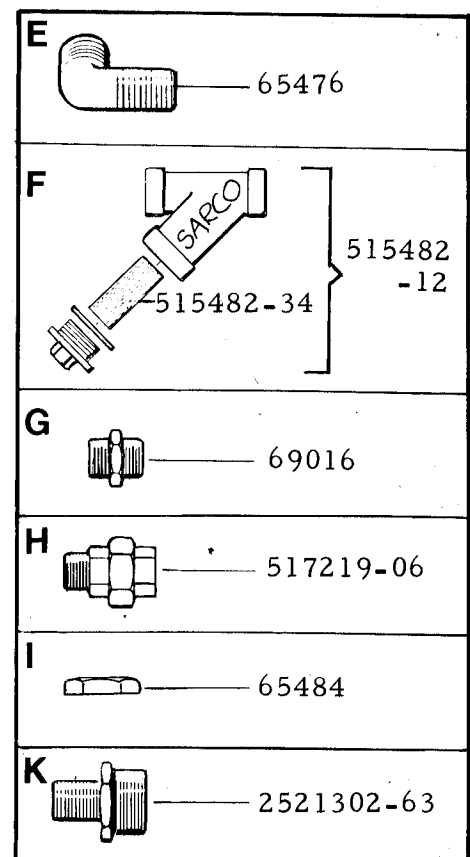
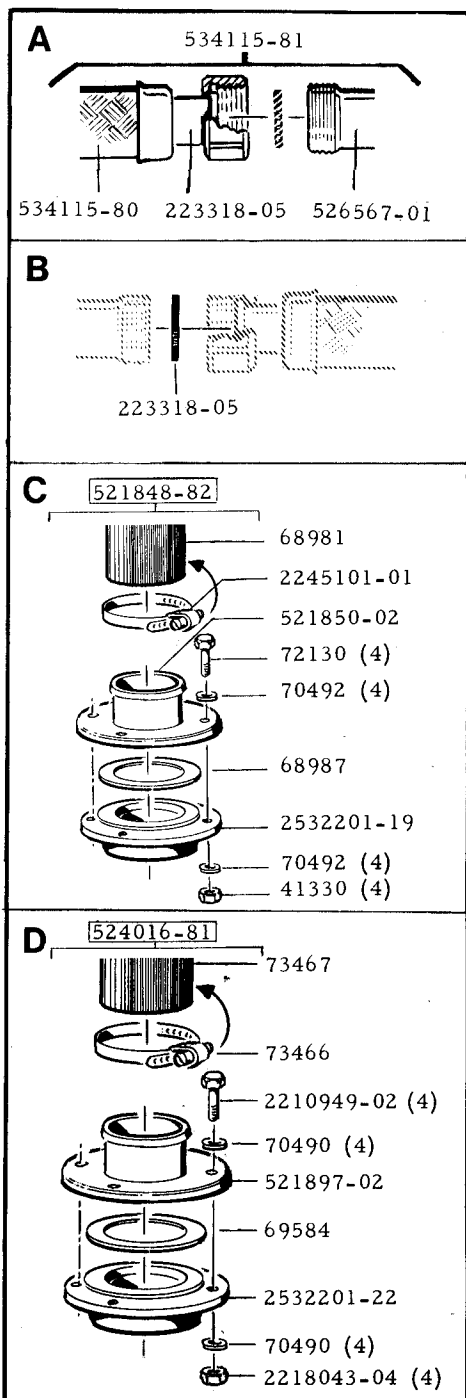
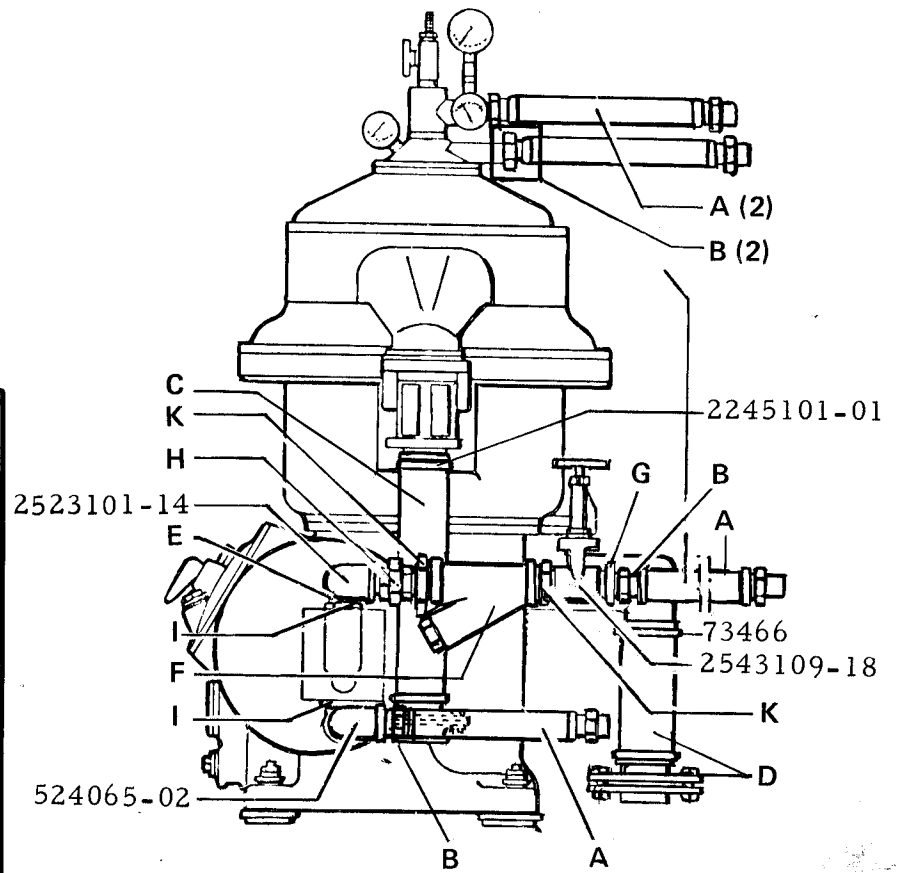
540076-80

Page

400.1

Date

84-04



Description

Set of fittings

Machine Unit No

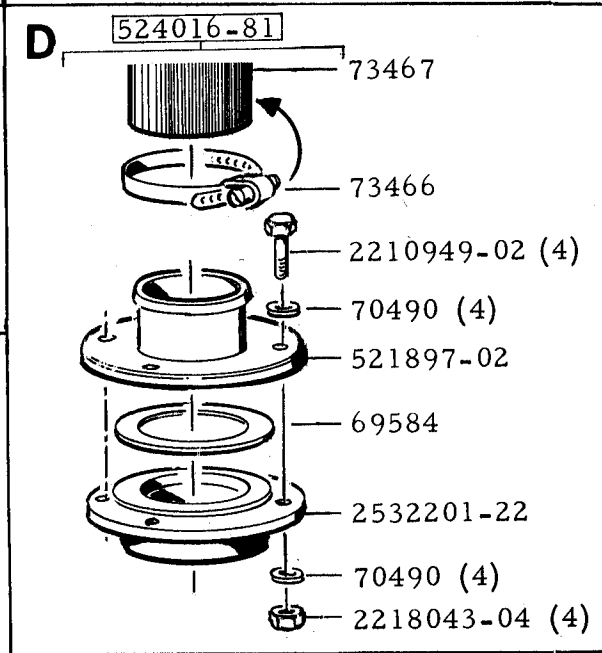
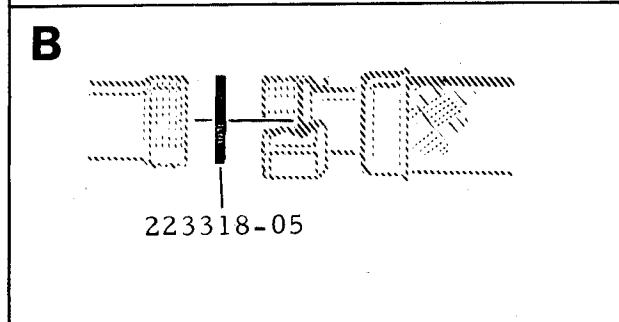
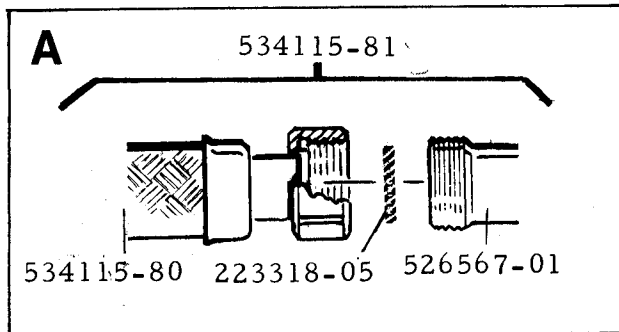
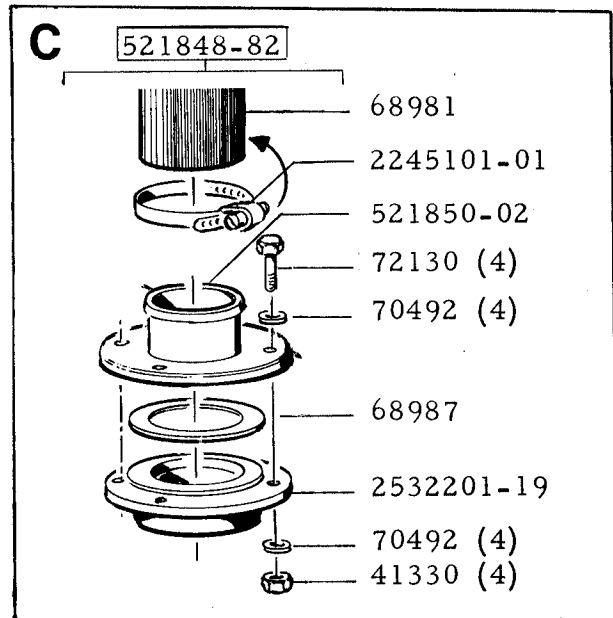
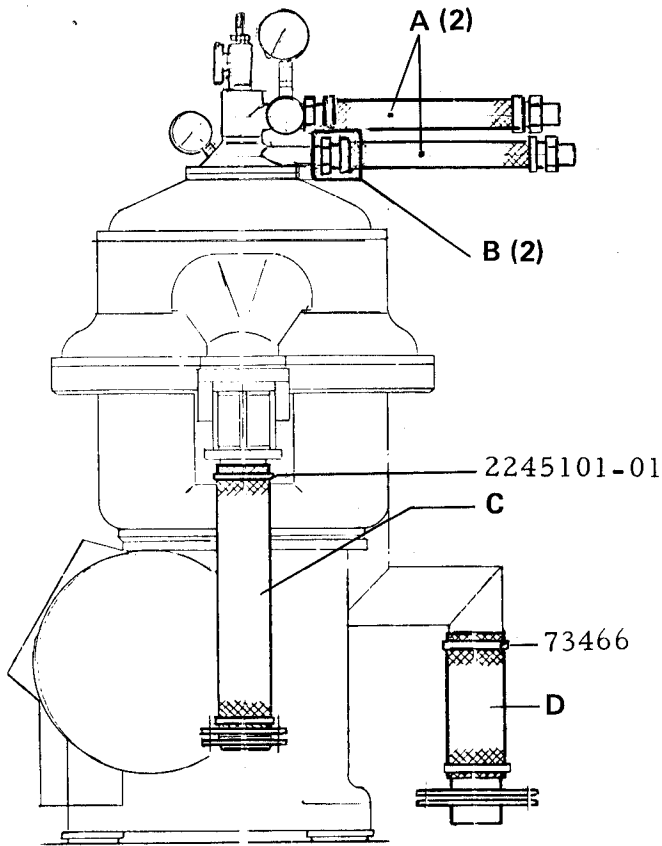
540077-80

Page

400.2

Date

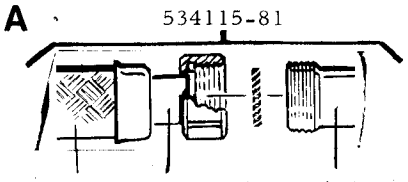
84-04



Description
Set of fittings

Machine Unit No
542278-80

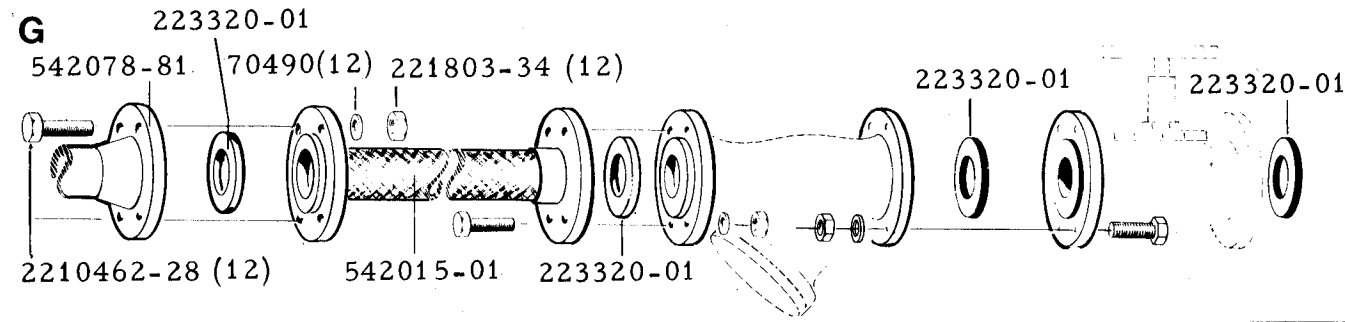
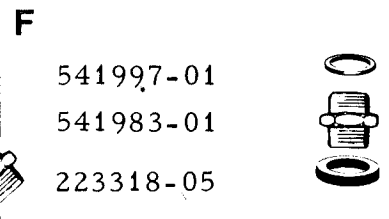
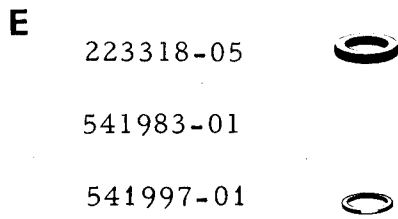
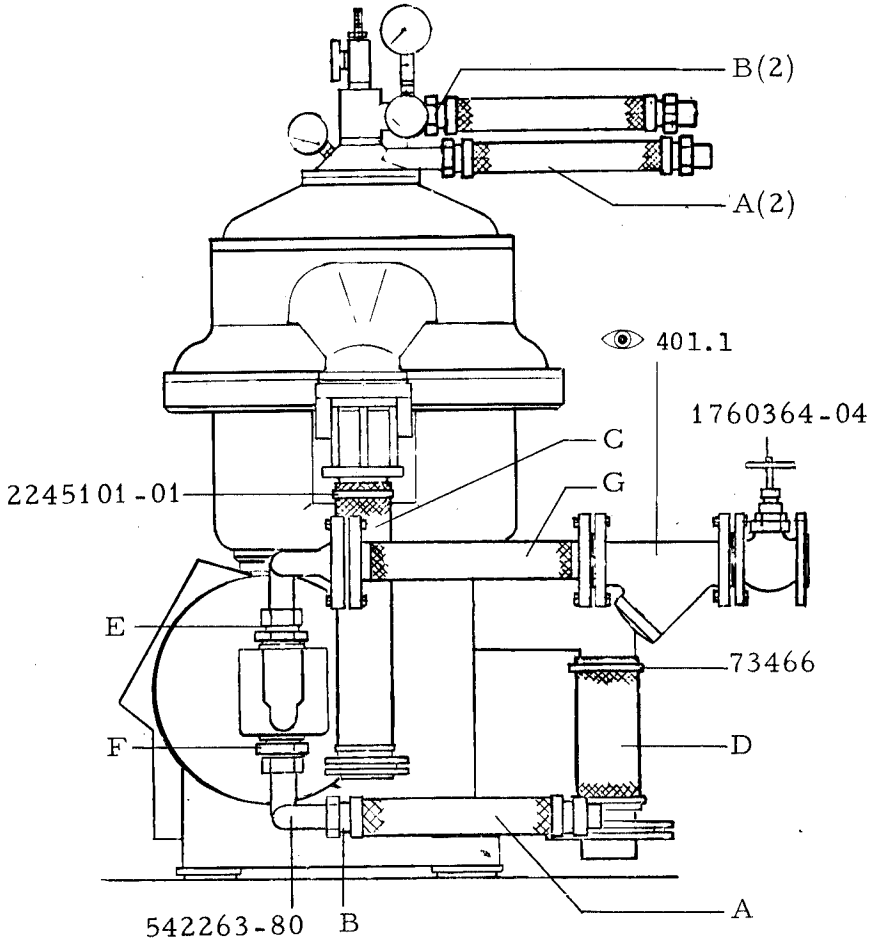
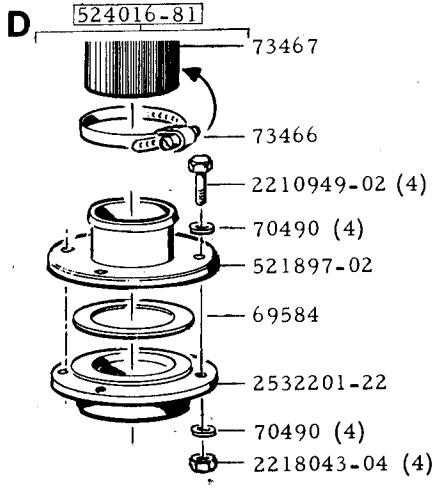
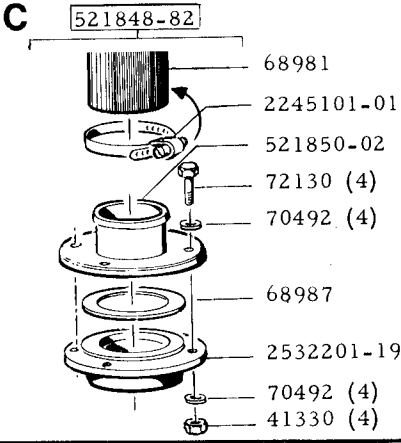
Page
400.3
Date
84-04



534115-80 223318-05 1526567-01



223318-05



Description

Strainer

Machine Unit No

542278-80

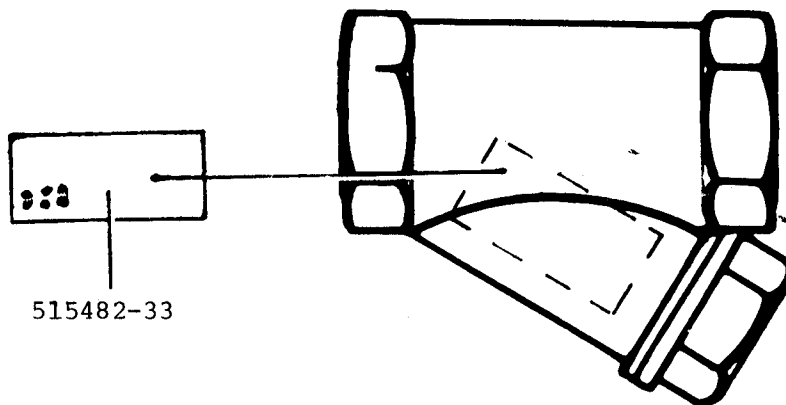
Page

401.1

Date

84-04

541969-02



515482-33

Description

Parts for mounting of
motor

Machine Unit No

538030-87/88

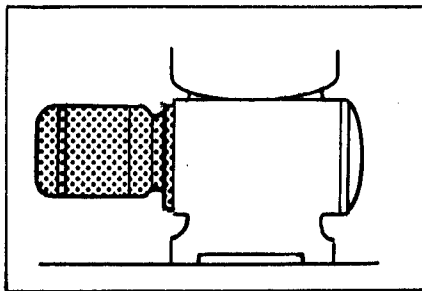
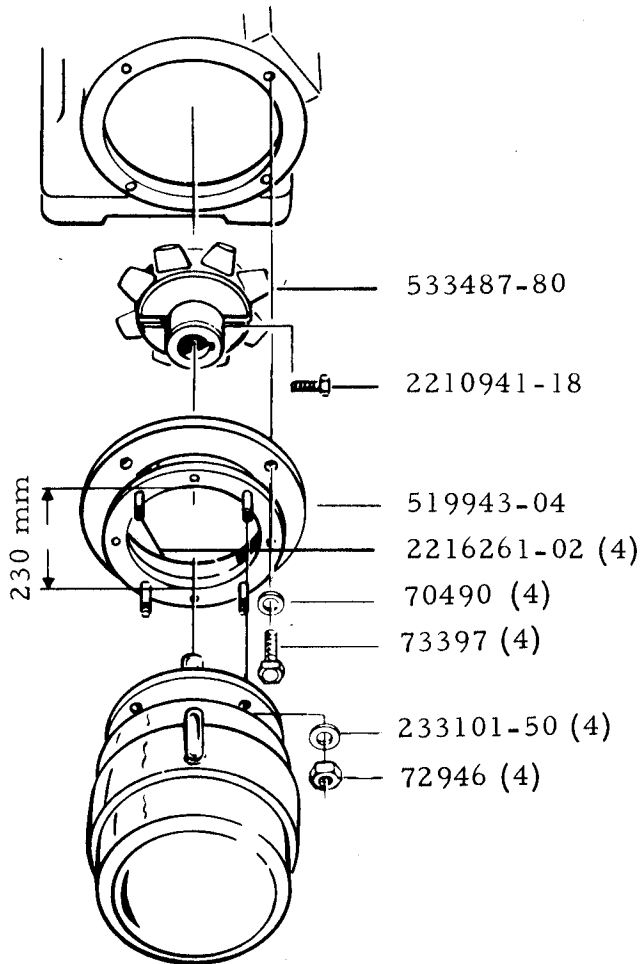
Page

500.1

Date
84-04

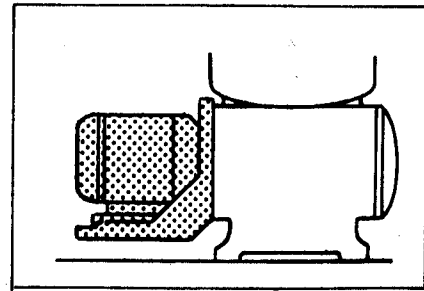
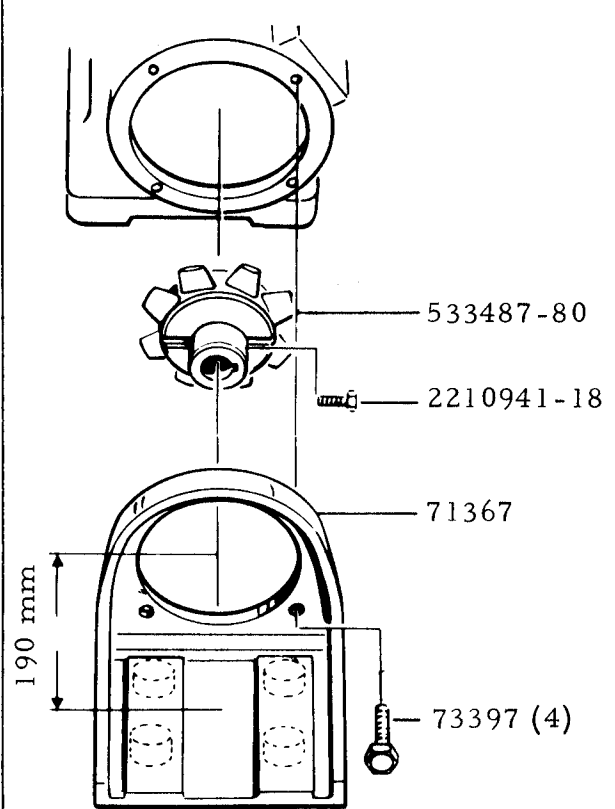
A

MOTOR ADAPTER ("4"-drive)
538030-87



B

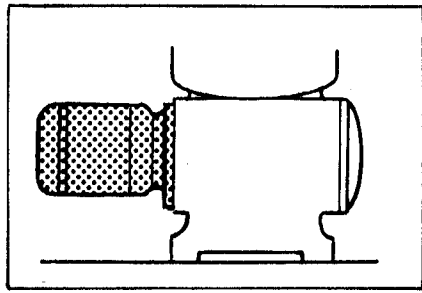
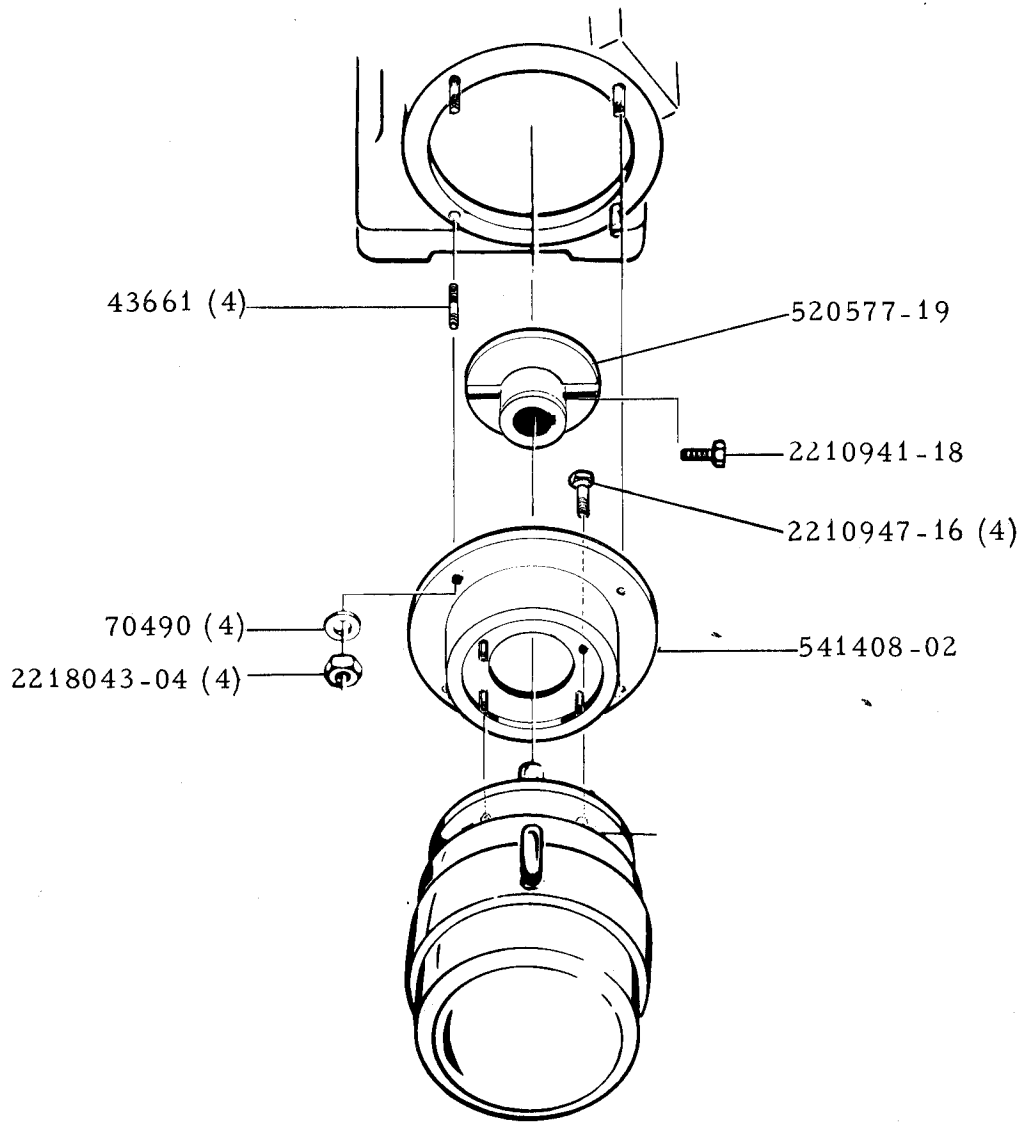
MOTOR BRACKET ("9"-drive)
538030-88





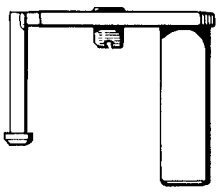


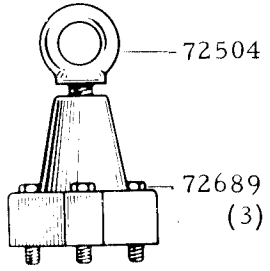

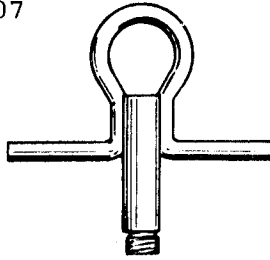


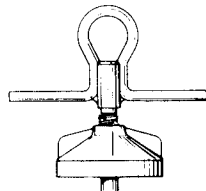
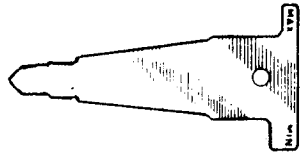




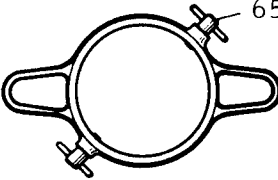
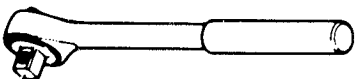
Description
Parts for mounting of
motor

Machine Unit No
541430-82

Page
500.2
Date
84-04

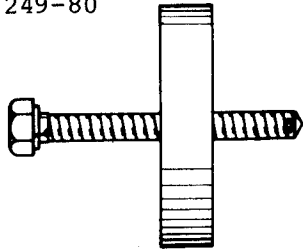




Description Set of tools	Machine Unit No 72685 540083-80	Page 600.1A Date 84-04
-----------------------------	---------------------------------------	--

42369 	1/2" 72244 	72685  Intended for "9"-drive. Only delivered on spec. order
64324 	72245 72246 73376 73377  15 mm 21 mm 9/16" 3/4"	72712  72504 72689 (3)
65374 	72607 	72719 
70293 	72621  63730 72351 72160	72999 
72236 	72623 	73101  64426 (2)
72243 	72625  65370 (2)	260161-01 

Description Set of tools	Machine Unit No 540083-80
-----------------------------	------------------------------

Page 600.1B Date 84-04
--

523249-80 		
527353-04 17 mm 		
529321-01 		

PRODUCT NO 88 1033

840404

PART NO	DESCRIPTION	PART NO	DESCRIPTION
6525	BALL BEARING	39095	SPINDLE
7026	BALL BEARING	39096	SPRING
8199	SPLIT PIN	39098	CYLINDRICAL PIN
8341	SCREW	40040	SPRING WASHER
8511	WASHER	41330	NUT
8726	BALL BEARING	41379	SCREW
9281	GASKET	41456	WASHER
9699	SPRING	42369	SOCKET FOR SOCKET SPANNER
9876	BALL BEARING	43661	STUD BOLT
11522	ROUND NUT	43705	FRICTION BLOCK
14238	O-RING	60377	SCREW
20758	WASHER	60571	ELASTIC PLATE
22405	WASHER	60695	BALL BEARING
35120	NUT	60739	SEAL RING
35607	GASKET	61440	LIFTING EYE
37167	RECTANGULAR RING	61899	GUARD
37490	GASKET	62094	SPRING WASHER
37992	LOCK WASHER	62467	DRAIN SCREW
38159	LOCK WASHER	63656	SCREW
38160	SPACING SLEEVE	63730	BALL
38164	GASKET	64227	SPLIT PIN
38259	O-RING	64324	TIN HAMMER
38324	GASKET	64357	STUD BOLT
38685	GLASS DISK	64426	PARALLEL PIN
38710	SEAL RING	64706	O-RING
38723	LOCK WASHER	64708	O-RING
38967	GASKET	64729	TAPER PIN

PART NO	DESCRIPTION	PART NO	DESCRIPTION
65155	COUPLING DISK	67844	SCREW
65158	BRACKET	67960	SLOTTED PIN
65170	STOP-RING	68827	BALL BEARING
65220	GASKET	68899	VALVE PLUG
65221	PROTECTING GUARD	68917	GUIDE RING
65227	FRICITION PAD	68981	HOSE
65232	RECTANGULAR RING	68987	GASKET
65235	RECTANGULAR RING	69016	NIPPLE
65370	CLAMP SCREW	69211	STOP RING
65374	DRIVING-ON SLEEVE	69212	SLOTTED PIN
65457	FIXING PLATE	69214	GEAR WHEEL
65476	ELBOW	69226	TAPER PIN
65484	TUBE NUT	69270	O-RING
65594	O-RING	69523	THROTTLING SLEEVE
66169	DRIVE SCREW	69524	THROTTLING SLEEVE
66253	GRUB SCREW	69525	THROTTLING SLEEVE
66554	O-RING	69526	THROTTLING SLEEVE
66704	CYLINDRICAL PIN	69527	HOSE NIPPLE
66727	SPRING WASHER	69584	RECTANGULAR RING
67448	PIN	69826	NAVE
67472	ROUND NUT	69892	FRICITION BLOCK
67473	ROUND NUT	70202	BUSHING
67477	ROUND NUT	70209	BUFFER
67587	O-RING	70210	HOLDER
67642	HEIGHT ADJUSTING RING	70211	WEAR RING
67785	GUIDE PLUG	70212	BALL BEARING HOUSING
67786	PROTECTING GUARD	70213	HEIGHT ADJUSTING RING

PART NO	DESCRIPTION	PART NO	DESCRIPTION
70214	HEIGHT ADJUSTING RING	71181	SPRING
70215	HEIGHT ADJUSTING RING	71182	SPRING SUPPORT
70216	DEFLECTOR	71184	SLIDING BOWL BOTTOM
70217	SPRING CASING	71186	CAP NUT
70218	BUFFER	71187	DISTRIBUTOR
70219	SPRING	71198	TOP DISK
70220	SCREW PLUG	71199	BOWL HOOD
70222	COLLAR	71301	SEAL RING
70293	PULLER SLEEVE	71308	LOCK RING
70321	BUSHING	71342	NIPPLE
70490	WASHER	71343	COUPLING NUT
70492	WASHER	71348	SCREW
70494	SCREW	71350	GASKET
70526	SCREW	71351	O-RING
70888	PROTECTING GUARD	71356	DISTRIBUTING COVER
70889	BALL VALVE	71358	SLEEVE
70943	O-RING	71360	GASKET
71123	CAP	71361	DISTRIBUTING RING
71124	CAP	71362	GASKET
71125	CAP	71363	PARING DISK
71126	CAP	71364	NUT
71128	WORM WHEEL GUARD	71367	BRACKET
71129	PROTECTING GUARD	71383	BOWL SPINDLE
71130	SHAFT	71384	HOOD
71143	STUD BOLT	71385	GRATING
71162	SEAL RING	71386	PROTECTING PLATE
71180	OPERATING SLIDE	71391	CLAMPING SHOE

PRODUCT NO 88 1033

840404

PART NO	DESCRIPTION	PART NO	DESCRIPTION
71393	SLUDGE DEFLECTOR	72665	NAVE CAP
71401	O-RING	72680	CYLINDRICAL PIN WITH HGLE
71402	O-RING	72681	LINING-UP TOOL
71423	OUTLET BEND	72685	LINING-UP TOOL FOR MOTOR
71433	NOZZLE	72689	SCREW
71627	FRICTION PAD	72712	LIFTING TOOL
71818	CONNECTION PIECE	72719	PIN SPANNER
71866	O-RING	72933	SCREW
71917	WORM	72946	NUT
71921	WORM	72999	TEMPLET
71923	GASKET	73101	PIN SPANNER
72018	SCREW	73118	TOP DISK
72130	SCREW	73200	NUT
72160	GUIDE LUG	73376	SOCKET FOR SOCKET SPANNER
72236	BOWL SPANNER	73377	SOCKET FOR SOCKET SPANNER
72239	SCREW	73397	SCREW
72243	T-HANDLE	73466	HOSE CLIP
72244	EXTENSION ROD	73467	HOSE
72245	SOCKET	73547	SEAL RING
72246	SOCKET	73801	SCREW
72351	SLOTTED PIN	73892	BOWL BODY
72474	SLOTTED PIN	74093	GRAVITY DISK
72504	LIFTING EYE	74094	GRAVITY DISK
72607	LIFTING TOOL	74095	GRAVITY DISK
72621	LIFTING TOOL	74096	GRAVITY DISK
72623	LIFTING TOOL	74097	GRAVITY DISK
72625	TOOL	74098	GRAVITY DISK

PRODUCT NO 88 1033

840404

PART NO	DESCRIPTION	PART NO	DESCRIPTION
74100	GRAVITY DISK	223412	21 O-RING
74315	FRICITION BLOCK	223521	12 SEAL RING
74486	LOCK RING	223642	22 RETAINING RING
75085	GRAVITY DISK	225415	41 LINK SCREW
75099	SIGHT GLASS	226214	65 SPRING
190603	RECTANGULAR RING	260161	01 RATCHET HANDLE
221040	09 SCREW	515423	02 GRAVITY DISK
221121	55 SCREW	515423	05 GRAVITY DISK
221126	04 SCREW	515423	08 GRAVITY DISK
221131	03 SCREW	515423	15 GRAVITY DISK
221230	11 SCREW	515423	16 GRAVITY DISK
221581	04 GRUB SCREW	515423	17 GRAVITY DISK
221585	13 SCREW	515482	12 STRAINER
221803	28 NUT	515482	33 STRAINER DRUM
221803	34 NUT	515482	34 STRAINER DRUM
222119	30 TUBULAR SPRING PIN	516764	80 DISTRIBUTING CONE
223101	30 WASHER	516949	04 CAP NUT
223101	44 WASHER	517219	06 COUPLING
223101	50 WASHER	517671	01 SEAL RING
223310	04 SEAL RING	517774	28 GASKET
223318	05 RECTANGULAR RING	518376	01 HANDWHEEL NUT
223320	01 GASKET	518470	02 GASKET
223402	11 O-RING	518781	01 LOCK RING
223406	05 O-RING	518859	83 EPOXY LACQUER
223406	30 O-RING	519239	88 BOWL DISK
223406	31 O-RING	519433	80 DISTRIRUTOR
223406	40 O-RING	519943	04 MOTOR ADAPTER

PART NO	DESCRIPTION	PART NO	DESCRIPTION
520210 03	BOWL HOOD	525518 81	DISTRIBUTOR
520221 86	BOWL DISK	525519 86	SEPARATOR BOWL
520576 81	FRICITION BLOCK	525519 87	SEPARATOR BOWL
520577 19	COUPLING PULLEY	526026 01	GUIDE POLE
520633 85	SLIDING BOWL BOTTOM,COMPL	526127 01	WASHER
521141 11	CYLINDRICAL PIN	526129 02	PUMP HOUSING
521848 82	CONNECTING HOSE	526136 01	IMPELLER
521850 02	HOSE SLEEVE	526136 02	IMPELLER
521897 02	HOSE SLEEVE	526136 03	IMPELLER
522884 80	PARING DISK	526136 04	IMPELLER
523249 80	PULLER TOOL	526139 02	SHIELD
523644 03	BUSHING	526141 01	SPACING PIECE
524016 81	CONNECTING HOSE	526141 02	SPACING PIECE
524065 02	ELBOW	526141 04	SPACING PIECE
524330 01	LEVEL RING	526441 80	WING INSET
524330 02	LEVEL RING	526567 01	NIPPLE
524330 03	LEVEL RING	526662 02	COVER
524331 01	LOCK RING	526686 02	PLUG
524358 77	SEPARATOR BOWL	527353 04	SOCKET FOR SOCKET SPANNER
524358 78	SEPARATOR BOWL	528045 02	PROTECTING COVER
524358 79	SEPARATOR BOWL	528097 01	BEARING SHIELD
524359 84	SEPARATOR BOWL	528098 01	SEAL WASHER
525124 01	VALVE CONE	528920 06	HOSE NIPPLE
525125 01	COVER	529321 01	TOOL
525156 02	WORM WHEEL SHAFT	529359 01	FRAME BOTTOM PART
525156 84	WORM WHEEL SHAFT	530007 02	SWITCH
525158 02	PUMP ADAPTER	532773 01	FLOW METER

PRODUCT NO 88 1033

840404

PART NO	DESCRIPTION	PART NO	DESCRIPTION
533487 80	COUPLING DISK	538721 87	FEED PUMP
533513 01	HANDLE	539136 80	WORM WHEEL
534115 80	CONNECTING HOSE	539136 81	WORM WHEEL
534115 81	CONNECTING HOSE	539717 02	TOP PART
535741 80	BEARING COMPLETE	539718 02	SUPPORT
535742 80	BEARING COMPLETE	539910 01	PROTECTING WASHER
535743 04	WEAR GASKET	539914 01	HEIGHT ADJUSTING RING
535839 01	SUPPORT	539925 02	SPACING TUBE
535840 01	PROTECTING CAP	539980 02	CONNECTION PIECE
535842 80	LOCK SWITCH	539983 80	BOWL BODY, COMPLETE
536585 01	ACTUATOR	539983 81	BOWL BODY, COMPLETE
537256 01	THERMOMETER	539987 01	SLIDING BOWL BOTTOM
537329 02	DAMPING DEVICE	540012 02	COLLECTING COVER
537602 80	BRAKE SHOE	540013 02	COVER
538030 87	PARTS FOR MOTOR MOUNTING	540017 80	SEPARATOR BOWL
538030 88	PARTS FOR MOTOR MOUNTING	540017 81	SEPARATOR BOWL
538533 01	SLEEVE	540017 82	SEPARATOR BOWL
538535 01	SLEEVE HALF	540017 83	SEPARATOR BOWL
538539 01	IMPELLER	540017 84	SEPARATOR BOWL
538539 02	IMPELLER WHEEL	540017 85	SEPARATOR BOWL
538539 03	IMPELLER	540017 86	SEPARATOR BOWL
538539 04	IMPELLER	540017 87	SEPARATOR BOWL
538574 02	TOOTH RIM	540017 88	SEPARATOR BOWL
538574 80	FLEXIBLE COUPLING COMPL	540020 80	CONNECTION HOUSING
538721 83	FEED PUMP	540022 01	INLET PIPE
538721 84	FEED PUMP	540058 80	MACHINE TOP PART
538721 85	FEED PUMP	540058 81	MACHINE TOP PART

PART NO	DESCRIPTION	PART NO	DESCRIPTION
540058 84	MACHINE TOP PART	543389 02	SUPPORT
540076 80	SET OF FITTINGS	543389 04	SUPPORT
540077 80	SET OF FITTINGS	543411 01	FLOW METER
540083 80	SET OF TOOLS	544766 80	BOWL DISK
540225 13	MACHINE BOTTOM PART	544768 02	FRAME RING
540225 14	MACHINE BOTTOM PART	2 210462 28	SCREW
540225 15	MACHINE BOTTOM PART	2 210937 13	SCREW
540225 16	MACHINE BOTTOM PART	2 210941 09	SCREW
540225 24	MACHINE BOTTOM PART	2 210941 18	SCREW
540225 27	MACHINE BOTTOM PART	2 210942 36	SCREW
540225 28	MACHINE BOTTOM PART	2 210947 15	SCREW
540225 30	MACHINE BOTTOM PART	2 210947 16	SCREW
540225 31	MACHINE BOTTOM PART	2 210949 02	SCREW
540225 32	MACHINE BOTTOM PART	2 211721 08	SCREW
540225 33	MACHINE BOTTOM PART	2 211721 11	SCREW
541276 01	SEAL SLEEVE	2 211722 25	SCREW
541405 01	KEY	2 211723 08	SCREW
541408 02	MOTOR ADAPTER, CASTING	2 211725 06	SCREW
541430 82	PARTS FOR MOTORMOUNTING	2 216261 02	STUD BOLT
541969 02	STRAINER	2 218043 04	NUT
541983 01	NIPPLE	2 245101 01	HOSE CLIP
541997 01	SEAL RING	2 521302 63	REDUCING NIPPLE
542015 01	CONNECTING HOSE	2 523101 14	ELBOW
542078 81	PIPE BEND,COMPL	2 532201 19	FLANGE
542263 80	TUBE BEND,COMPL	2 532201 22	PIPE FLANGE
542278 80	SET OF FITTINGS	2 543109 18	GATE VALVE
543054 01	PRESSURE GAUGE		